



National
Defence

Défense
nationale

A-CR-CCO-100/AG-001

CADET AND JUNIOR CANADIAN RANGERS DRESS INSTRUCTIONS

(ENGLISH)

Cette publication est disponible en français sous le numéro A-CR-CCO-100/AG-002

Issued on Authority of the Chief of the Defence Staff

**OPI: National Cadet and Junior Canadian Rangers
Support Group Clothing and Dress Committee**

2019-07-19

Canada



NOTICE

This documentation has been reviewed by the technical authority and does not contain controlled goods. Disclosure notices and handling instructions originally received with the document shall continue to apply.

AVIS

Cette documentation a été révisée par l'autorité technique et ne contient pas de marchandises contrôlées. Les avis de divulgation et les instructions de manutention reçues originalement doivent continuer de s'appliquer.

FORWARD

1. A-CR-CCO-100/AG-001, Cadet and Junior Canadian Rangers Dress Instructions, are issued on authority of the Chief of the Defence Staff.
2. A-CR-CCO-100/AG-001 is effective upon receipt and supersedes all dress policy and rules previously issued as a CATO, manual, supplement, order or instruction.
3. Chapters 1 to 6 of the CJCR Dress Instructions apply to Sea, Army and Air Cadets whereas Chapters 1 and 7 apply to Junior Canadian Rangers.
4. Suggestions for revision shall be forwarded through the chain of command to the Natl CJCR Sp Gp Clothing and Dress Committee (CJCR CDC).
5. Any changes will be promulgated by a CANCDTGEN from the Comd Natl CJCR Sp Gp.

TABLE OF CONTENTS

	PAGE
CHAPTER 1 – COMMAND AND CONTROL	1-1
COMMAND	1-1
CJCR CLOTHING AND DRESS COMMITTEE	1-1
DEFINITIONS	1-2
WORDS AND PHRASES – HOW CONSTRUED	1-3
CHAPTER 2 – APPEARANCE	2-1-1
SECTION 1 – DRESS	2-1-1
AUTHORIZED UNIFORMS	2-1-1
WEAR OF UNIFORM	2-1-1
GROUP AND INDIVIDUAL IDENTITY	2-1-1
OPTIONAL ITEMS	2-1-2
SEALED PATTERNS AND SPECIFICATIONS	2-1-2
ALTERATIONS AND MODIFICATIONS	2-1-2
SUPPLY AND ISSUE	2-1-2
UNIFORMITY IN DRESS	2-1-2
WEAR OF CIVILIAN CLOTHES	2-1-2
WEAR OF TRADITIONAL PATTERNS OF UNIFORMS	2-1-2
SECTION 2 – APPEARANCE	2-2-1
DEPARTMENT	2-2-1
HAIR	2-2-1
JEWELLERY	2-2-2
BODY ADORNMENT	2-2-2
UNDERGARMENTS	2-2-2
EYEGLASSES / SUNGLASSES	2-2-2
WEAR OF CLOTHING ITEMS	2-2-3
SECTION 3 – RELIGIOUS AND SPIRITUAL ACCOMMODATION	2-3-1
WEAR OF HEADDRESS	2-3-1
SIKHS	2-3-1
CHAPTER 3 – INSIGNIA	3-1-1
SECTION 1 – INSIGNIA	3-1-1
GUIDELINES	3-1-1
LIMITATION AND LOCATION OF INSIGNIA	3-1-1
MISCELLANEOUS	3-1-1
SECTION 2 – IDENTIFICATION AND RANK INSIGNIA	3-2-1
IDENTIFICATION INSIGNIA	3-2-1
RANK INSIGNIA	3-2-1
ANNEX A – IDENTIFICATION INSIGNIA	3A-1
ANNEX B – RANK INSIGNIA	3B-1
SECTION 3 – QUALIFICATION, APPOINTMENT AND PROFICIENCY INSIGNIA	3-3-1

QUALIFICATION INSIGNIA	3-3-1
APPOINTMENT INSIGNIA	3-3-1
PROFICIENCY INSIGNIA	3-3-1
 ANNEX C – STAR / PROFICIENCY LEVEL INSIGNIA	 3C-1
ANNEX D – CTC QUALIFICATION INSIGNIA	3D-1
ANNEX E – APPOINTMENT INSIGNIA	3E-1
ANNEX F – PROFICIENCY INSIGNIA	3F-1
ANNEX G – THE DUKE OF EDINBURGH AWARD PIN	3G-1
ANNEX H – INSIGNIA PLACEMENT	3H-1
 SECTION 4 – NATIONAL AND ORGANIZATIONAL PINS	 3-4-1
COMMEMORATIVE PINS	3-4-1
 SECTION 5 – PARTICIPATION AND COMPETITION INSIGNIA	 3-5-1
GENERAL	3-5-1
PARTICIPATION AND COMPETITION INSIGNIA	3-5-1
 ANNEX I – PARTICIPATION AND COMPETITION INSIGNIA	 3I-1
 CHAPTER 4 – ACCOUTREMENTS	 4-1
CEREMONIAL BELTS, SLINGS AND RELATED ITEMS	4-1
SWORDS, CUTLASS – CEREMONIAL OCCASIONS AND TRAINING	4-1
REGIMENTAL SASHES	4-1
PACE STICKS AND DRILL CANES	4-1
NAME TAGS AND TAPES	4-2
MISCELLANEOUS	4-2
SEA CADET ACCOUTREMENTS	4-3
ARMY AND AIR CADET ACCOUTREMENTS	4-3
 ANNEX A – POSITIONING OF POPPY	 4A-1
 CHAPTER 5 – MEDALS AND OTHER HONOURS	 5-1
GENERAL	5-1
METHOD OF MOUNTING AND WEARING ORDERS, DECORATIONS AND MEDALS	5-1
 ANNEX A – ORDERS, DECORATIONS AND MEDALS	 5A-1
ANNEX B – UNDRESS RIBBONS	5B-1
ANNEX C – PRECEDENCE OF UNDRESS RIBBONS	5C-1
ANNEX D – CADET COMMENDATION PIN	5D-1
ANNEX E – NAVY LEAGUE AWARD OF COMMENDATION	5E-1
 CHAPTER 6 – ORDERS OF DRESS	 6-1-1
 SECTION 1 – GENERAL	 6-1-1
SCOPE	6-1-1
ORDERS OF DRESS	6-1-1
AUTHORIZED CADET MILITARY / PIPE BAND UNIFORMS	6-1-1
 SECTION 2 – CADET BANDS AND AFFILIATED UNIT DRESS	 6-2-1
SEA CADETS	6-2-1
ARMY CADETS	6-2-1
AIR CADETS	6-2-2

DRESS JACKET – DOUBLET PATTERN.....	6-2-3
ANNEX A – CEREMONIAL DRESS – C1	6A-1
ANNEX B – MESS DRESS – C2.....	6B-1
ANNEX C – SERVICE DRESS – C3.....	6C-1
ANNEX D – TRAINING DRESS – C5	6D-1
ANNEX E – ORDERS OF DRESS	6E-1
CHAPTER 7 – JCR DRESS INSTRUCTIONS.....	7-1
GENERAL.....	7-1
RESPONSIBILITIES.....	7-1
UNIFORM	7-1
ORDERS OF DRESS	7-1
RANK AND ACCOUTREMENTS	7-2
ANNEX A – DISTINCTIVE UNIFORM.....	7A-1
ANNEX B – POSITIONING OF POPPY	7B-1

CHAPTER 1

COMMAND AND CONTROL

COMMAND

1. Cadets and JCR shall wear the uniforms prescribed by the Commander, National Cadet and Junior Canadian Rangers Support Group (Comd Natl CJCR Sp Gp) in accordance with *Queen's Regulations and Orders for the Canadian Cadet Organizations*, Chapter 5, Section 3 (less article 5.21).
2. This publication issued under Comd Natl CJCR Sp Gp authority, details cadet and JCR clothing and uniforms, accoutrements, insignia, orders of dress and personal appearance, instructions set out herein are those authorized for wear by cadets and JCRs.
3. CJCR Dress Instructions shall be interpreted as follows: if an item is not included in these instructions, it is not authorized.
4. A uniform is an outward symbol of commitment, identity and ethos. Coupled with overall appearance, the uniform is the most powerful visual expression of pride by the individual and is the primary means by which the public image of the Cadet and JCR Program are fashioned. Uniforms identify all Cadets and JCRs as members of a cohesive and national youth organization.
5. All cadets and JCRs shall wear the applicable uniform as described in this instruction in accordance with (IAW) the instructions contained herein.
6. Changes in dress policy, dress instructions or uniforms, or in the designs of uniforms, uniform accessories, accoutrements or insignia, shall only be made with the approval of the Comd Natl CJCR Sp Gp.
7. Whenever a new item of dress is introduced, an amendment to these instructions shall be issued by Comd Natl CJCR Sp Gp, advising the conditions under which the superseded or obsolescent items may continue to be worn and the procedure for taking the new item into use.
8. The Comd Natl CJCR Sp Gp is advised by the:
 - a. Natl CJCR Sp Gp Clothing and Dress Committee (CJCR CDC); and
 - b. Natl CJCR Sp Gp Formation Chief Warrant Officer (FCWO).

CJCR CLOTHING AND DRESS COMMITTEE

9. Comd Natl CJCR Sp Gp is the final authority for all cadet and JCR clothing and dress related issues.
10. The CJCR CDC is the senior level committee that is the governing body mandated to provide advice, recommendations and decision support to the Commander on matters of cadet clothing, dress and appearance.
11. The CJCR CDC provides the focal point for all cadet clothing and dress matters, including rules and regulations, administrative procedural and traditional aspects, and the coordination of design and development.
12. CJCR CDC is composed of the:
 - a. Chair: Deputy Commander Natl CJCR Sp Gp (DComd Natl CJCR Sp Gp);

- b. Co-Chair: Natl CJCR Sp Gp Formation Chief Warrant Officer (FCWO);
- c. Secretary: Staff Officer DComd Natl CJCR Sp Gp; and
- d. Voting members:
 - (1) Regional CWOs (five),
 - (2) JCR Program Plans O (CPO2 / MWO), and
 - (3) National Advisory Council COATS (NACC) Chair.

13. Submissions and recommendations on clothing and dress matters, including proposed changes to these Dress Instructions, shall be formally presented to the Regional CWOs, through the chain of command. For JCR related submissions and recommendations shall go through the JCR Program Plans O, through the chain of command.

DEFINITIONS

14. Standard term meanings and definitions of terms are used throughout this publication. Where deemed necessary, further explanations of terms are included in the relevant text.

15. Specific definitions and explanations follow (listed alphabetically by language):

Accoutrements. Items of the cadet uniform other than garments (e.g., ceremonial waist belts, shoulder sashes, pace sticks and canes).

Appointment Insignia. Identifies a specific appointment / position a cadet and JCR may hold.

Area OIC. A member of Cadet Organizations Administration and Training Service (COATS) designated by the RCSU CO as the officer in charge of a specified area within the region.

Cap. A headdress without a brim all the way around.

Ceremonial Dress (C1). An order of dress worn on formal occasions.

Commemorative Insignia. Recognizes special occasions.

Corps / Sqn CO. A member COATS of appointed as a CO of a corps / squadron by the RCSU CO.

CTC CO. A member of COATS appointed as a CO of a Cadet Training Centre (CTC) by the Comd Natl CJCR Sp Gp.

Environment. The customary functional division by environment (e.g., Sea, Air and Land).

Field Training Uniform (C5 / FTU). The olive drab environmental training uniform worn by cadets during field training or routine Army Cadet activities.

Flight Suit (C5B). The operational clothing worn by Air Cadet pilots.

Identification Insignia. Identifies the element and corps / squadron the cadet belongs to.

In Accordance With (IAW). Following a direction, policy or request.

Mess Dress (C2). A formal order of dress worn at cadet mess dinners and special occasions.

Naval Combat Dress (NCD). The operational clothing worn by Sea Cadets when at sea for an extended period (normally, not less than 2 weeks) or where an approved operational requirement is identified for health and safety.

Orders of Dress. Specific compositions of dress items which, by regulation, are worn together.

Participation / Competition Insignia. Recognizes the participation in approved events.

Piping. A narrow band of material used to trim edges and seams of clothing.

Proficiency Insignia. Recognizes levels in which a cadet has achieved.

Qualification Insignia. Recognizes qualifications achieved by cadets and JCRs.

Rank Insignia. Identifies ranks of cadets and JCRs.

RCSU CO. An officer appointed by the Canadian Armed Forces (CAF) as the Regional Cadet Support Unit Commanding Officer.

Sea Training Uniform (C5 / STU). The environmental training uniform worn by cadets during field training or specialty Sea Cadet activities.

Service Dress (C3). An order of dress for regular training activities.

Slip-Ons. An ornate piece of cloth and embroidery worn on the shoulder – originating from a need to keep a shoulder sash or belt in position.

Temporary Loan Items / Kit. Scaled public clothing and equipment issued from a Distribution Account (DA) to a cadet / JCR due to temporary employment or location and returned on termination of the special circumstances; examples include flying clothing, marksmanship and biathlon gear, parkas, wind pants, mukluks, NCDs and coveralls. This clothing and equipment are issued and maintained at public expense.

Traditional Uniform. A Cadet uniform worn by the Canadian Armed Forces prior to unification.

Training Dress (C5). A functional order of dress when participating in environmental specific activities.

WORDS AND PHRASES – HOW CONSTRUED

16. “Shall”, “may”, and “should”
 - a. “shall” shall be construed as being imperative;
 - b. “may” shall be construed as being permissive; and
 - c. “should” shall be construed as being informative only.

CHAPTER 2

APPEARANCE

SECTION 1

DRESS

AUTHORIZED UNIFORMS

1. Standard changes into summer and winter dress is ordered by RCSU COs.
2. Army Cadets may wear dress items of their affiliated unit, provided that:
 - a. authorized items may include headdress, regimental buttons, scarves, sashes, hat badges, shoulder unit identifiers and lanyards;
 - b. approval authority for new or special accoutrements for wear / use is with the Comd Natl CJCR Sp Gp;
 - c. the CO of the affiliated unit may recommend items for wear / use to the Comd Natl CJCR Sp Gp;
 - d. the cadets remain easily identifiable as cadets; and
 - e. the items are procured at no cost to the public, with the exception of the beret.
3. When authorized, NCD shall be issued to Sea Cadets when at sea for an extended period (normally, not less than 2 weeks) or where an approved operational requirement is identified for health and safety.
4. Provision. All cadets shall be issued with clothing / accoutrements to the authorized scale of entitlement at public expense. Clothing / accoutrements shall be recorded on an Individual Clothing and Equipment Record (CF 892A) and returned when they no longer fit or are not required. A Temporary Loan Card (DND 638) shall be used for items which are on supply customer account (SCA).
5. Specialty clothing items may be issued for select National Directed Activities and Regional Directed Activities.
6. Responsibility. Cadets are personally responsible for the maintenance and custody of all items of uniform clothing and accoutrements issued to them.
7. Maintenance / Replacement. Maintenance of issued clothing / accoutrements shall be at public expense determined on an as required basis with due economy of available resources. Replacement of issued uniforms shall be on a one-for-one exchange basis for those items not considered next to skin, on an as required basis.

WEAR OF UNIFORM

8. Unless otherwise directed, during cadet activities, all cadets:
 - a. shall wear the prescribed uniform; or
 - b. may wear appropriate civilian clothes.
9. When authorized by the corps / squadron CO, cadets may wear their uniform while attending non-cadet ceremonies or functions when appropriate.

GROUP AND INDIVIDUAL IDENTITY

10. Dress policy recognizes the organizational requirement for group and individual identity. A spectrum of identity exists which includes: country, element, regimental affiliation, CTC and corps / squadron. The emphasis placed on each differs in accordance with custom. Symbols of primary identity are an organizational requirement and therefore, shall be provided at no cost to the cadet.

11. Cadets are allocated elemental identity and are uniformed according to the element to which they belong.

12. There are four uniform categories which are worn in common by all cadets, IAW their environmental identity:

- a. ceremonial dress;
- b. mess dress;
- c. service dress; and
- d. environmental training dress.

13. All cadets parading as a group shall normally be required to wear the same order of dress. The Corps / squadron / CTC CO may authorize certain cadets to wear a different order of dress as dictated by the type of parade or function.

OPTIONAL ITEMS

14. Certain clothing items may be authorized for optional wear as long as they are obtained at no expense to the public.

15. To obtain approval of optional items a proposition shall be submitted by the corps / squadron CO through the chain of command to the Regional CWO. The submission will be reviewed and if supported, will be forwarded for approval by the Comd Natl CJCR Sp Gp.

16. Highland Dress authorization instructions for wear are located in chapter 6, section 2.

SEALED PATTERNS AND SPECIFICATIONS

17. To ensure uniformity and quality of dress, all cadets shall only wear sealed pattern uniforms issued through the Cadet Supply System.

18. The Natl CJCR Sp Gp HQ is the only authority which can approve CCO insignia. Any propositions or recommendations must come through the chain of command to the Regional CWOs.

ALTERATIONS AND MODIFICATIONS

19. Cadet items of clothing shall not be altered or modified, except to obtain a reasonable fit, or to convert jackets to doublets.

20. Badges / insignia shall be sewn on the uniform neatly using a thread that blends with the badge and uniform. Badges shall not be glued.

SUPPLY AND ISSUE

21. Supply and issue of the various orders of cadet uniforms shall be in accordance with D08-101 CFS DSC Materiel Authorization - Basic Clothing and Camp Supplemental which outlines the scales of issue for environmental and specialty clothing provided and maintained at public expense.

UNIFORMITY IN DRESS

22. When cadets from different elements parade, conduct training or attend functions together, they shall wear the equivalent order of dress.

WEAR OF CIVILIAN CLOTHES

23. Civilian and uniform clothing items shall not be worn together, except where specifically authorized by the chain of command (e.g., sports activities, extreme temperatures).

WEAR OF TRADITIONAL PATTERNS OF UNIFORMS

24. **Army Cadet Traditional Uniforms.** Army Cadets may wear patrol dress for special occasions at no expense to the public. Traditional uniforms shall only be worn at local corps events and only if the uniform is complete including all specific accoutrements. Traditional uniforms must conform to the Dress Regulations as prescribed by the applicable affiliated unit. Items of different uniforms must not be mixed. Research must be conducted to clearly identify the components and availability of period dress. CAF / affiliated units must authorize, in writing, the wear of their respective traditional uniforms / period dress. Corps COs must submit a request to the RCSU CO and have the support of the Regional CWO, detailing all components of the uniform prior to authority to wear being granted.

25. **Sea Cadet Traditional Uniform.** The navy blue square rig worn by the Royal Canadian Navy, prior to unification. It cannot be procured, cleaned, maintained or stored at public expense. Occasions for wear, to include:

- a. as authorized by the RCSU CO, for:
 - (1) battle of the Atlantic Commemorative ceremonies,
 - (2) remembrance Day ceremonies, and
 - (3) ceremony of the Flags.
- b. for other special ceremonial occasions as authorized by Comd Natl CJCR Sp Gp; and
- c. Annual Ceremonial Reviews (ACR) and graduation parades at a CTC are not viewed as occasions qualifying for wearing of the traditional dress.

SECTION 2

APPEARANCE

DEPORTMENT

1. **General.** IAW (QR)Cadets 5.20, the deportment and appearance of all cadets, in uniform or when wearing civilian attire, shall on all occasions reflect credit on the Cadet Program and the individual.
2. **Behaviour.** When in uniform, cadets shall conduct themselves in a manner which projects a positive public appearance. Behaviour such as chewing gum, use of electronic devices while walking, placing hands in pockets and walking hand in hand, is prohibited.
3. **Cadet Presence.** Cadets in uniform shall be well groomed, with footwear cleaned and shone, and uniform cleaned and properly pressed. In particular, buttons, fasteners and zippers shall be kept closed; pockets shall not be bulged; items such as personal mobile devices, portable electronics, glasses, glass cases, sunglasses, pens, pencils, key rings or paper shall not be visibly extended, protrude from pockets or be suspended from waist belts; headphones shall not be worn; ear buds may be worn when travelling on transport only. Cadets wearing civilian clothes during cadet activities shall dress and conduct themselves in a manner that reflects positively as members of the Cadet Program.

HAIR

4. Hair on the head shall be neatly groomed and conservatively styled. The length, bulk or style of hair shall not detract from a positive appearance or preclude the proper wear of cadet headdress. (Bulk is the distance that the mass of hair extends from the skin, when groomed, as opposed to the length of hair.) In particular, style and colour shall not present a bizarre, exaggerated, or unusual appearance. Unusual colours, such as green, bright red, orange, purple, etc. are not permitted. Hair must be secured or styled back to reveal the face, and any accessories used to secure or control hair styles shall be as unobtrusive as possible. Hair ornaments shall not be worn, except female's conservative hair clip. Cadets may use hair-gel or hairspray as a personal choice, but must not be mandated to do so.
5. The following outlines in detail what shall be applied to specific groups within the organization:
 - a. **Male Cadets.** (see Figure 2-2-A). Hair shall be taper-trimmed at the back, sides, and above the ears to blend with the hair-style; be no more than 15 cm (6 in.) in length and sufficiently short that, when the hair is groomed and headdress is removed, no hair shall touch the ears or fall below the top of the eyebrows; be no more than 4 cm (1-1/2 in.) in bulk at the top of the head, gradually decreasing to blend with the taper-trimmed sides and back; and be kept free from the neck to a distance of 2.5 cm (1 in.) above the shirt collar. Taper trimmed square back styles and shaving of all the hair on the head are permitted:
 - (1) **Sideburns.** Sideburns shall not extend below a line horizontally bisecting the ear, and shall be squared off horizontally at the bottom edge and taper-trimmed to conform to the overall hair style,
 - (2) **Beards.** (see Figure 2-2-B). They shall be worn with a moustache, kept neatly trimmed, especially on the lower neck and cheekbones; not exceed 2 cm in bulk. Cadets shall, on their own accord or upon direction from their CO shave off unsuccessful attempts to grow a beard unless beard is grown due to an accommodation, and
 - (3) **Moustaches.** (see Figure 2-2-B). When moustaches are worn alone, the unshaven portion of the face shall not extend outwards beyond the corners of the mouth.

Moustaches shall be kept neatly trimmed; not be greater than 2 cm (3/4 in.) in bulk; not extend below the corners of the mouth.

- b. **Female Cadets.** (see Figure 2-2-C). Hair shall not extend below the lower edge of the shirt collar. Exaggerated styles, including those with excessive fullness or extreme height, are not authorized.
 - (1) **Pony Tails.** (see Figure 2-2-D) If worn, shall be styled conservatively and tied tightly by a knot or a small unadorned fastener. A pony tail shall be worn in the centre of the back.
 - (2) **Braids.** (see Figure 2-2-D) If worn, shall be styled conservatively and tied tightly: secured at the end by a knot or a small unadorned fastener. A second small unadorned fastener may be used to secure the top of the braid. A single braid shall be worn in the centre of the back. Double braids shall be worn behind the shoulders. Hair shall be a maximum length when gathered behind the head and braided which does not extend below the top of the armpit. Multiple braids (cornrows), (see Figure 2-2-E) shall be directed toward the back of the head, pulled tight to the head and secured at the end by a knot or a small-unadorned fastener. A second small unadorned fastener may be used to secure the top of the braid. Multiple braids extending below the lower edge of the collar are to be gathered in a bun. With the permission of a CO, a reasonable period may be authorized in order to transition from short to long hairstyles, during which time hair may extend below the lower edge of the shirt collar; all the while maintaining a positive military appearance and subject to the cadet's safety;
- c. **Indigenous.** Indigenous cadets whose spirituality embraces the wearing of braids, and who formally state their intention to grow their hair in a traditional manner with identification of the group or nation they belong to, shall be granted permission to grow their hair. For the transition from short to long hairstyle, hair shall not extend below the lower edge of the shirt collar and be styled neatly. Long hair that does extend below the lower edge of the shirt collar, and is not long enough to be braided, shall be gathered behind the head with a small unadorned fastener of a colour that blends with that of the hair itself. As soon as the hair is long enough, braids shall be styled conservatively and tied tightly; secured at the end by a knot or a small, unadorned fastener as above. A second small unadorned fastener may be used to secure the top of the braid. A single braid shall be worn in the centre of the back, double braids shall be worn behind the shoulders. Hair shall be a maximum length when gathered behind the head and braided, which does not extend below the top of the armpit. Permission must be obtained before growing or cutting hair. Cadets shall commit to one hairstyle or another, they should not be changing their hairstyle every few weeks unless it is required for a specific tradition; and
- d. **Rastafarians.** Rastafarian cadets must wear cadet uniforms and observe the Cadet Program rules and dress instructions as indicated in Section 1 except for spiritual and religious reasons, are authorized to wear their hair in dreadlocks. Specific requirements for wearing dreadlocks are as follows:
 - (1) the cadet may grow their hair naturally into dreadlocks and once long enough shall be gathered behind the head with a small unadorned fastener of a colour that blends in naturally with the hair. The hair is to hang centered on the back when in uniform.

JEWELLERY

- 6. Cadets may wear a wrist watch, a Medical Alert identifier and a maximum of two rings which are not of a costume jewelry nature.

7. **Piercings.** Cadets in uniform may wear a single pair of plain gold, silver stud, white diamond, or pearl earrings in pierced ears. The single stud earring, worn in the centre of each earlobe, shall be spherical in shape and shall not exceed 0.6 cm (1/4 in.) in diameter. In addition to authorized earrings in pierced ears, conservative, non-visible, clear body piercing adornments are permitted to be worn by cadets in uniform or during cadet activities in civilian clothing. (see Figure 2-2-C).

BODY ADORNMENT

8. **Make-up.** Cadets are authorized to wear a minimal amount of make-up. During cadet activities, make-up shall be applied conservatively. The use of false eyelashes, heavy eyeliner, brightly coloured eye shadow, coloured nail polish, bright or vivid lipstick and excessive facial make-up is not authorized.

9. **Body Tattoos.** Cadets shall not display visible tattoos that could be deemed to be offensive or otherwise reflect discredit on the Cadet Program.

UNDERGARMENTS

10. Undergarments, including a brassiere for female cadets, if required, shall be worn under all orders of dress and shall be of an appropriate colour so as not to be visible through uniform and civilian items of clothing.

11. Undershirts may be worn under any order of dress. Undershirts shall be of a solid colour and free of lettering or designs that will show through the uniform shirt, they shall not be visible at the neck opening or below the sleeves.

EYEGASSES / SUNGLASSES

12. Cadets, who normally wear eyeglasses, may wear either conventionally framed prescription sunglasses or conservatively styled clip-on sunglasses when conditions and circumstances dictate. Other cadets may wear conservatively styled sunglasses, which do not detract from the overall appearance of the uniform when conditions and circumstances dictate. Sunglasses shall not be worn on parade unless authorized by the CO in special circumstances.

13. Sunglasses with mirrored lenses are not authorized for wear.

WEAR OF CLOTHING ITEMS

14. **General.** The following paragraphs give instructions for common items, both permanent equipment and optional items.

15. **Headdress:** (see Figure 2-2-F)

a. **Beret.** The beret shall be worn level on the head, with the sweatband above the eyebrows, the badge centred over the left eye, and the crown pulled downward to the right. The break of the sweatband shall be worn centred at the back of the head, with no draw string visible. The rifle green beret or turban shall be worn by Army Cadets unless authorized to wear the headdress of their affiliated unit, to include:

- (1) Armoured – black beret or turban,
- (2) Artillery, Electrical Engineers, Signals and Intelligence – blue beret or turban,
- (3) Regiments of Foot Guards – guards-pattern undress forage caps as optional items, khaki beret or turban,
- (4) Rifle Regiments – rifle-pattern undress field service (wedge) caps,

- (5) Airborne – maroon beret or turban, and
 - (6) Military Police – scarlet beret or turban;
- b. **Wedge Cap.** Worn on the right side of the head, centred front and back, with the front edge of the cap 2.5 cm (1 in.) above the right eyebrow. Two Air Force buttons must be attached in pre-cut holes at the front;
- c. **Seaman's Cap.** Worn so that the rim of the cap is 2.5 cm (1 in.) above the eyebrow. The front seam is centred directly over the nose. The chin stay shall be sewn inside the cap at the correct length to permit the stay to fit under the chin. It may be worn with Royal Canadian Sea Cadet or corps cap tally. If Royal Canadian Sea Cadet, the centre of the lettering on the cap tally (between the "I" and "A" of the word "CANADIAN") should be in line with the front cap seam. For the corps name, fold in half from the "R" (RCSC) to the last letter of the corps name, and centre to line up with the front cap seam. It is tied in a neat bow, not more than 7.5 cm and not less than 5 cm across, the ends being of equal length. The bow is to be centred on the left ear vents. The chin stay shall be worn down by cadets wearing webbing if parading as a member of a band, guard or colour party;
- d. **Sea Cadet Ball Cap.** Worn square on the head with the sweatband 2.5 cm (1 in.) above the eyebrows. The brim of the cap shall not have excessive or exaggerated curve and is not to be folded or creased down the centre. The lettering is to be 1.3 cm (1/2 in.) gold coloured thread embroidery, displaying "RCSCC" and corps name (e.g., RCSCC BRILLIANT), and corps numerical designator (e.g., 104) on the front panel in capital block lettering, and no other lettering or graphic is authorized;
- e. **Wide-Brimmed Tan Summer Hat.** Worn by cadets when undergoing training activities for which the regular headdress is unsuitable;
- f. **Toque.** Worn as an alternative winter headdress. Toques shall be worn flush against the top of the head and turned up once to show either a 7.5 cm (3 in.) or a 10 cm (4 in.) fold according to the design of the toque, with the lower edge of the fold 2.5 cm (1 in.) above the eyebrows. The insignia is centered directly over the nose. According to the severity of the weather, the toque may be:
- (1) worn up, square on the head and slightly angled towards the back, or
 - (2) pulled down at the sides and back to cover the ears;
- g. **Turban, service.** The turban shall be worn as detailed in Section 3; and
- h. **Hijab.** Female's hair and neck covering may be used by female Muslim cadets, the applicable uniform headdress shall be worn over the hijab. The hijab is available in elemental colours:
- (1) Sea Cadets – white, or navy blue (black),
 - (2) Army Cadets – light green, and
 - (3) Air Cadets – light blue.
16. **Jackets.** Sleeves shall be roll-pressed with no creases. Jackets shall be worn fully buttoned-up with the exception of the top button.
17. **Jacket Belts.** Worn so that the excess of the belt, once attached, is on the left side of the buckle. The buckle shall be adjusted so that it is centred on the buttons of the jacket.

18. **Trousers.** Shall be worn as follows:
 - a. with the trousers belt;
 - b. pressed so as to have a crease down the front and back centre of each leg; and
 - c. the length of the trousers should extend to the 3rd eyelet from the bottom of the cadet ankle boot.
19. **Belt for Trousers.** The issued narrow black web belt with brass buckle shall be worn with the trousers. Belts should be worn so the excess belt protrudes from the buckle toward the wearer's left. Buckles with elemental / corps / sqn / CTC badges are authorized for wear with the uniform.
20. **Sea Cadet Lanyards.** Worn under the collar, with the knot placed at the second button from the top, while the remainder of the lanyard loops around and is tucked into the inner corner of the left breast pocket with slack of bight of the lanyard hanging 8 cm below the top of the pocket.
21. **Shirt, Air / Army Cadet.** Worn with tie with or without jacket or open neck without jacket and rank slip-ons shall be worn with the shirt. Army cadets may wear open neck with jacket.
22. **Gunshirt.** Worn with or without jacket and only white rank insignia shall be worn.
23. **Sea Training Shirt.** Worn with the sleeves rolled up or down and rank slip-ons shall be worn.
24. **T-Shirt, Black / Olive Green / Blue.** The t-shirt shall be worn under the Sea Training Uniform (C5 / STU), Naval Combat Dress (NCD), Field Training Uniform (C5 / FTU) and Flight Suit (C5B).
25. **Rank slip-ons.** Shall be worn with the following:
 - a. shirt;
 - b. the all-season coat (worn on both the liner and the exterior coat);
 - c. the blue flight suit at the flying site;
 - d. sea training uniform shirt (STU); and
 - e. field training uniform (FTU).
26. **Insignia Shoulder Title.** Shall be worn on both sleeves of the jacket.
27. **Necktie.** The necktie shall be worn by Air and Army Cadets. It is knotted neatly using a Windsor knot, (see Figure 2-2-G) and shall be kept tight. Conservative tie-pins or clips may be worn.
28. **Socks.** Grey wool socks may be worn with boots and running shoes. Cadets may elect to wear their own personal socks, grey or black, wool, cotton or nylon, in lieu of the issued grey wool socks. Socks shall not be rolled down.
29. **Boots Ankle.** (see Figure 2-2-H) Ankle boots shall be laced across horizontally from side to side. Boots shall be clean and shone at all times. They will not be modified with any type of metal cleats, hobnails or other metal attachments to heel or sole.
30. **Multi-Purpose Boot.** (see Figure 2-2-H) Intended for wear as environmental dress with the Cadet FTU / STU. Multi-purpose boots shall be cross laced and kept clean at all times. They may be blackened with boot polish but shall not be shone.
31. **Running Shoes.** Worn with personal or issued sports clothing. As ordered by the CO, may be worn in any order of training or operational dress provided and the footwear is considered suitable for the type

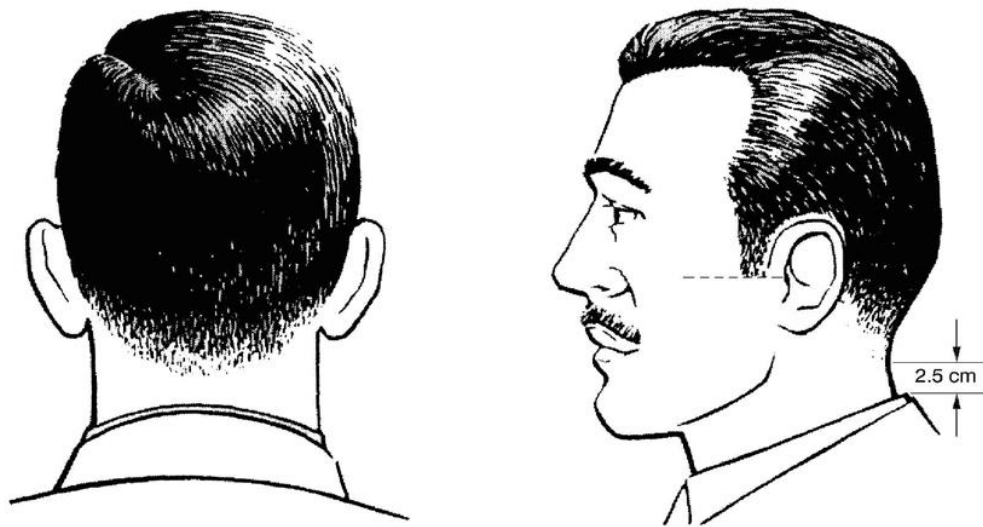
of activity. May be worn with ceremonial or service dress in lieu of boots only if facility owner does not allow black soled boots.

32. **All-Season Coat.** Worn IAW the following:

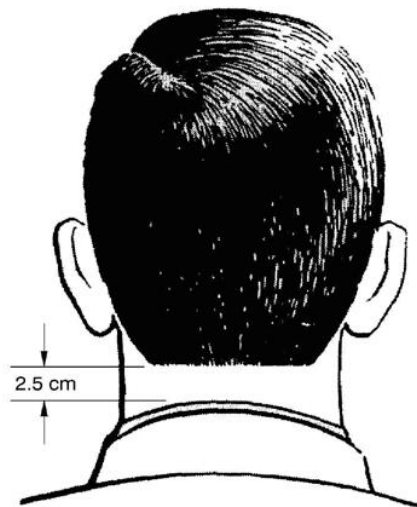
- a. may be worn year round when weather conditions dictate;
- b. the liner and the exterior coat may be worn separately or as a set;
- c. when worn, the zipper and dome fasteners shall be fully closed to the second from the top button; and
- d. the liner alone shall not be worn for ceremonial events in public.

33. **Gloves.** Worn when ordered or as required during winter dress.

PERSONAL APPEARANCE



TAPER TRIMMED HAIRCUT CONVENTIONAL



TAPER TRIM HAIRCUT - STRAIGHT BACK APPEARANCE

Figure 2-2-A – Male Personal Appearance

PERSONAL APPEARANCE

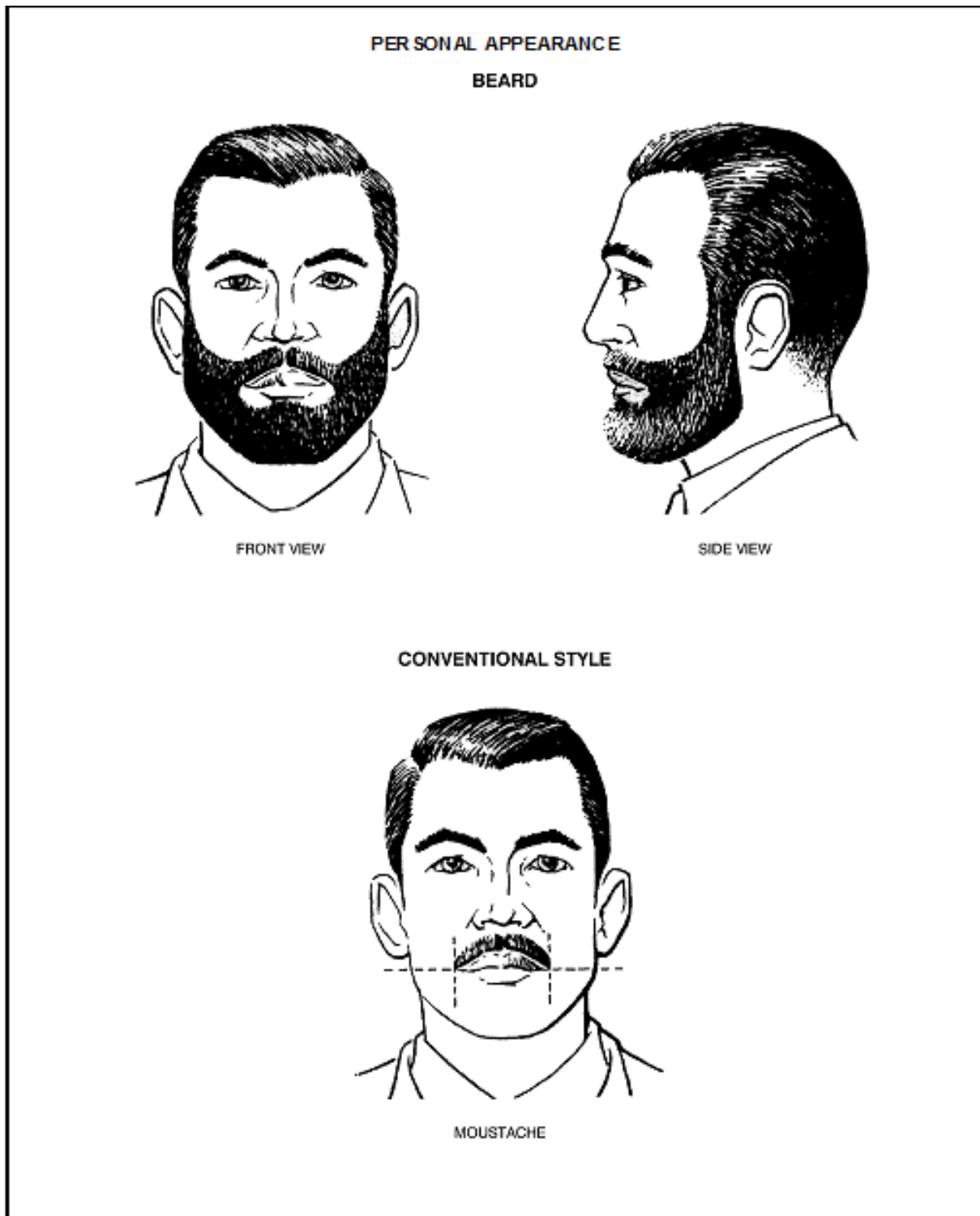


Figure 2-2-B – Male Personal Appearance

PERSONAL APPEARANCE

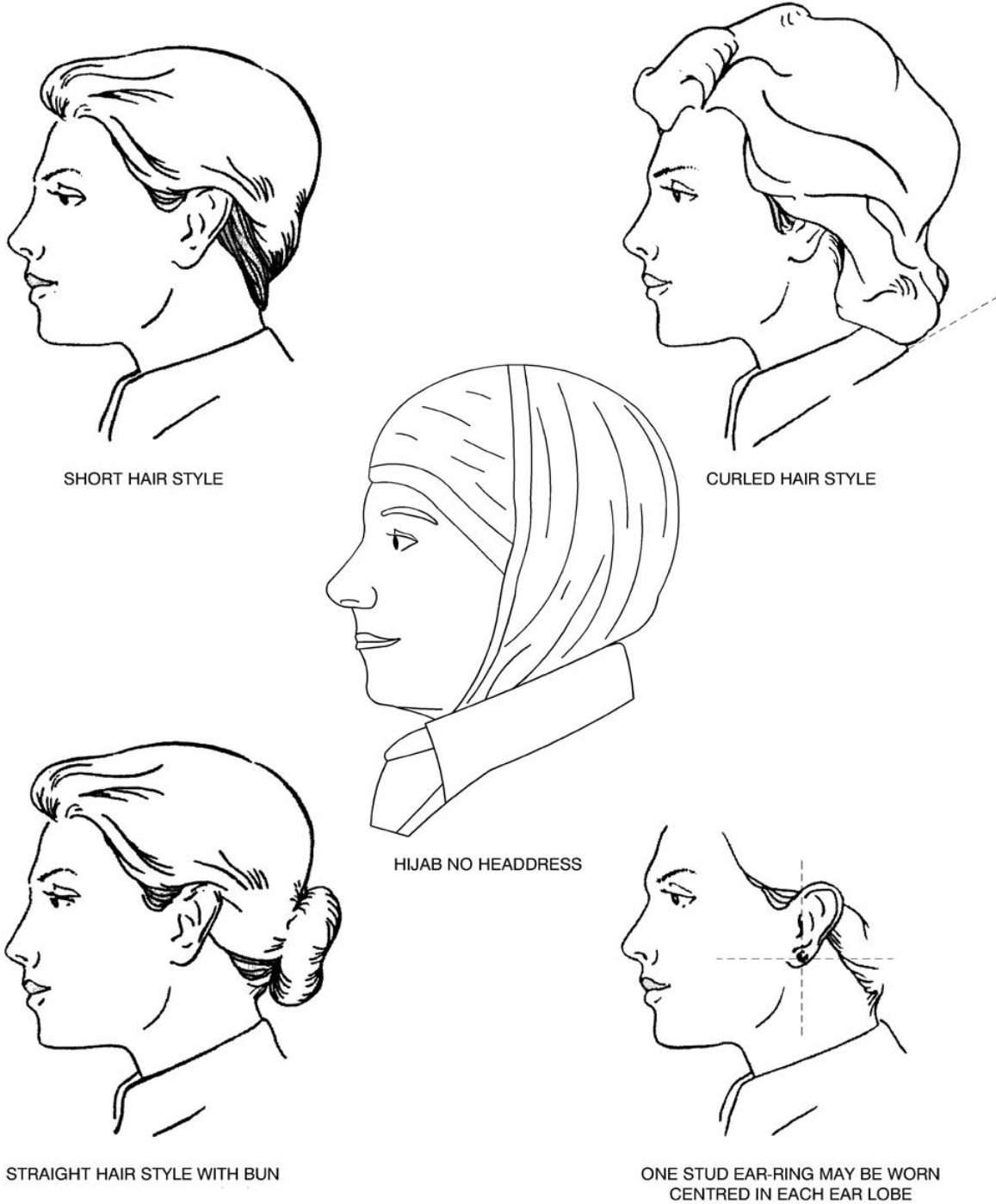


Figure 2-2-C – Female Personal Appearance

PERSONAL APPEARANCE

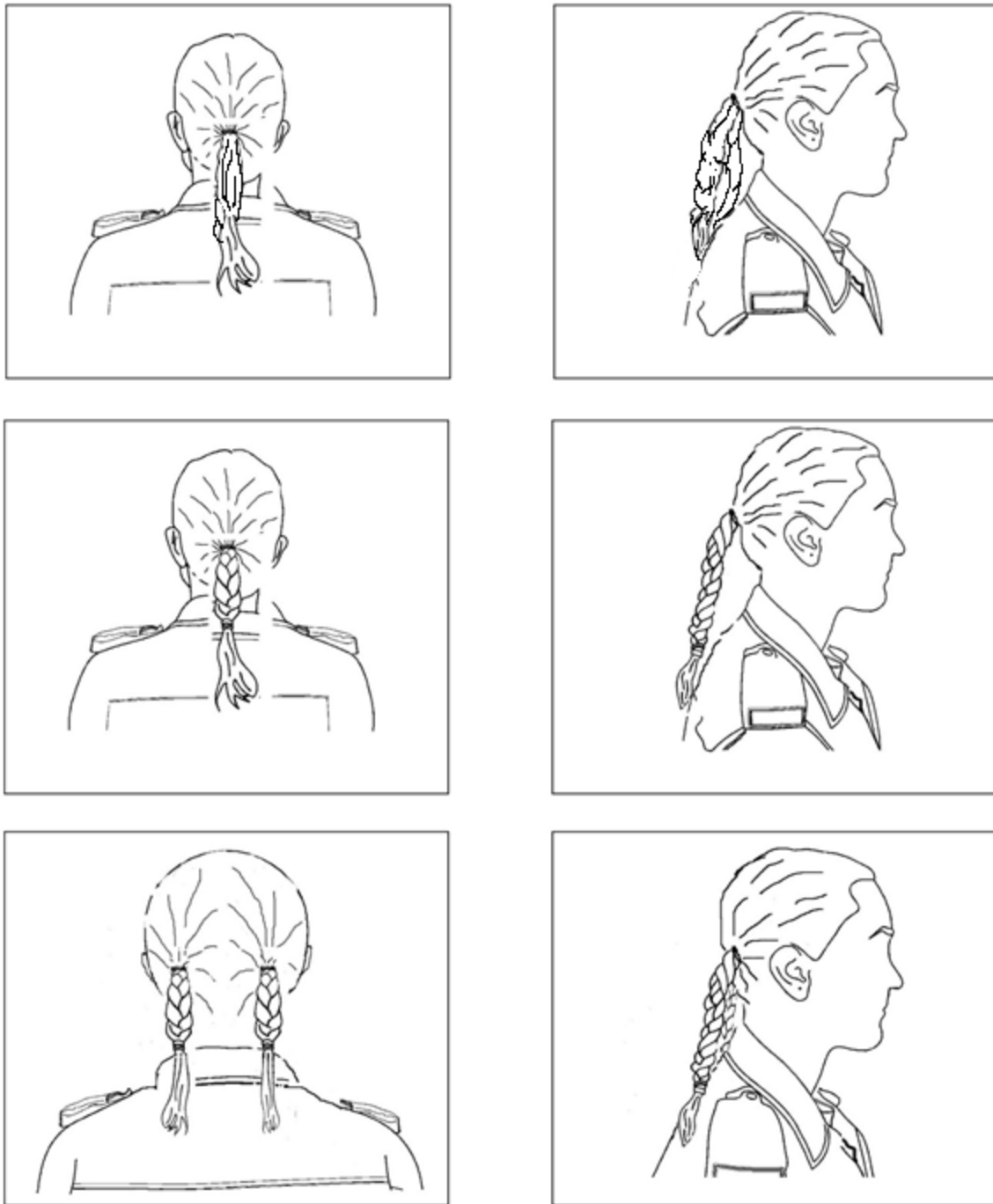


Figure 2-2-D – Female Personal Appearance

PERSONAL APPEARANCE




Figure 2-2-E – Female Personal Appearance

PERSONAL APPEARANCE

 <p>Seaman's Cap - Sea</p>	 <p>Beret - Common</p>	 <p>Wedge - Air</p>
 <p>Ball Cap - Sea</p>	 <p>Toque - Common</p>	 <p>Wide-Brimmed Tan Summer Hat Common</p>
 <p>Glengarry - Plain</p>	 <p>Glengarry - Diced</p>	 <p>Balmoral</p>
 <p>Regimental colours image to be created</p> <p>Turban – Common</p>	 <p>Hijab – Common</p>	 <p>Patka - Common</p>

Figure 2-2-F – Headdress

PERSONAL APPEARANCE




Figure 2-2-G – Necktie – Windsor Knot

PERSONAL APPEARANCE



NOTE
No visible underlaces except at the top.



Figure 2-2-H – Lacing Footwear

SECTION 3

RELIGIOUS AND SPIRITUAL ACCOMMODATION

WEAR OF HEADDRESS

1. **Introduction.** The wearing of headdress on different occasions reflects a combination of the cultural etiquette of formal Canadian society, military custom, and religious practices. As a guideline, the norms of formal etiquette should be followed. Further guidelines for common situations are given in the paragraphs that follow. These highlight the differences between those whose customs require removing headdress as a sign of respect, especially by males in religious circumstances (the North American and European Christian norm); and those who cover the head as a sign of religious respect (Jewish faith and others under varying circumstances). Similar requests to retain headdress may also apply to cadets who choose not to have religious affiliation. In addition:

- a. a male cadet of the Jewish faith may wear a dark, plain-pattern yarmulke whenever he removes other headdress;
- b. special details for adherents of the Sikh religion are contained in paragraphs 6 to 10 of this section;
- c. special details for adherents of the Indigenous spiritual are contained in Section 2, paragraph 5 of this chapter.

2. **Exceptions.** Exceptions to the dress instructions for religious reasons will be considered when a cadet submits written request to the Area OIC through the chain of command that includes the following requirements:

- a. name of the religion of which the cadet is a member; and
- b. identify clearly as much detail as is required, the exact nature of the religious or spiritual belief which requires an accommodation.

3. **Consecrated Buildings.** All cadets shall observe the custom of the religious denomination concerned.

4. **Messes, Dining Halls and Canteens.** Cadets entering any of these establishments shall remove headdress on entering the premises, with the exception of those following religious practices.

5. **Parades.** Headdress shall be removed, when so ordered, by all cadets on parade except for musicians, flag bearers and their close escorts, sentries in the vicinity and for those where it is indicated by their religious or spiritual practice (see paragraph 3.).

SIKHS

6. Both male and female cadets who are adherents of the Sikh religion (Keshadharis) shall wear the cadet uniform and adhere to standard Cadet Program dress policy and instructions, with the following exceptions:

- a. hair on the head, face and body shall remain unshorn, neat and tidy, provided that safety is not jeopardized when it is required that the cadet wear safety equipment such as helmets, hard hats, scuba masks, etc. When a hazard clearly exists, the hair / beard shall be modified to the degree necessary for wearing the required equipment;
- b. in addition to uncut hair, four other symbolic requirements of the Sikh religion are authorized for wear by cadets of the Sikh religion (see paragraph 7.), with all orders of dress. Should

a conflict arise between the requirement to wear safety or environmental items of clothing and equipment and these religious symbols, the manner and location of wearing these symbols shall be adjusted; and

- c. a turban shall be worn by cadets with ceremonial and service dress. Turbans shall also be worn with environmental training dress, subject to the safety considerations noted in subparagraph a., above.

7. Adherents of the Sikh religion shall, subject to the provisions of paragraph 5, observe the following five symbolic requirements:

- a. Kesh – leave hair on the head, face and body unshorn;
- b. Kanga – wear a comb;
- c. Kara – wear a bangle (bracelet);
- d. Kacha – wear under-drawers of a specific design; and
- e. Kirpan – wear a symbolic dagger with an overall length (including handle and sheath) not less than 11.5 cm and not exceeding 19 cm.

8. The colour of turbans worn by cadets shall be:

- a. Sea Cadets – white, or navy blue (black) when berets or ball caps are ordered worn;
- b. Army Cadets – green or other authorized colour;
- c. Air Cadets – light blue; and
- d. Field training uniform – green.

9. Crossed ribbons may be worn on the Sea, Army and Air cadet turbans in accordance with elemental / regimental customs as illustrated in Figure 2-2-F.

10. **Method of Wear.** The following instructions are not intended to detail the method of styling and wearing hair on the head, of wearing the comb or of winding the turban. Instead they provide sufficient direction to ensure uniformity of dress amongst Sikh cadets. Accordingly, symbols and associated badges shall be worn as follows:

- a. **Turban.** Worn in a low, Sikh conventional manner, with the final winding right over left on the forehead. If ribbons are worn, their lower edge shall be 2 cm (3/4 in.) from the lowest edge of the turban at the sides of the head, and crossed right over left at the centre of the forehead. The ribbons shall be secured on the turban by tucking their ends into the folds at the front and rear;
- b. **Cap Badge.** Worn centred on the front of the turban and on the crossing point of any ribbons. The cloth or metal badge shall be locally modified to provide a brooch fastener or clip to secure it to the cloth;
- c. **Patka.** A traditional Sikh cloth head-covering worn when a turban is not suitable, such as under helmets, or during sports or strenuous physical activity (see Figure 2-2-6);
- d. **Kesh (Hair).** Male cadets shall wear their hair tied in a knot at the crown of the head, and shall secure the hair of the beard under the chin, presenting a close-to-face, groomed appearance. Female cadets shall wear their hair styled in a bun at the rear of the head to facilitate the proper wearing of Standard cadet headdress;
- e. **Kanga (Comb).** Worn concealed in the hair;

- f. **Kara (Bangle or Bracelet).** Worn on the right wrist; and
- g. **Kirpan (Dagger).** Shall remain sheathed, except for religious occasions and for cleaning purposes. The sheathed kirpan, worn under the outer shirt or jacket, shall be supported by a black cloth sling, slung from the right shoulder to the left side. Should the kirpan interfere with the wearing of uniform accoutrements or equipment, it may be slung from the left shoulder and worn on the right side.

CHAPTER 3

INSIGNIA

SECTION 1

GUIDELINES

1. **Insignia Type.** Insignia types are as follows:
 - a. sewn;
 - b. pinned; and
 - c. slip-ons.
2. **Insignia classification.** Insignia are classified as follows:
 - a. identification;
 - b. rank;
 - c. qualification;
 - d. appointment;
 - e. proficiency;
 - f. participation / competition; and
 - g. commemorative.

LIMITATION AND LOCATION OF INSIGNIA

3. **Sewn Insignia.** For sewn insignia, cadets may wear on the jacket (as per annex H):
 - a. Sea Cadets:
 - (1) one shoulder insignia on each arm;
 - (2) one corps title insignia on each arm;
 - (3) one corps badge above the right pocket;
 - (4) one rank insignia on left arm;
 - (5) a combination of two qualification insignia on the right arm. Only the highest achievement of a specific qualification shall be worn;
 - (6) up to a combination of six proficiency insignia on the right arm; and
 - (7) up to a combination of four participation / competition or appointment insignia on the left arm. Only one appointment insignia can be worn.
 - b. Army Cadets:
 - (1) one shoulder insignia on each arm;
 - (2) one corps title insignia on each arm;
 - (3) one rank insignia on right arm;
 - (4) up to a maximum of six proficiency / summer training badges worn on the right arm;

- (5) only one appointment insignia to be worn on right arm;
- (6) only the highest marksmanship achievement to be worn on the left arm;
- (7) insignia for achievements in music, 1st aid and fitness to be worn on the left arm. Only the highest level achieved to be worn; and
- (8) highest level of master cadet achievement to be worn on left arm.

c. Air Cadets:

- (1) one shoulder insignia on each arm;
- (2) one sqn title insignia on each arm;
- (3) one rank insignia on both arms;
- (4) up to a maximum of three proficiency insignia worn on the left arm;
- (5) the highest training level achieved to be worn on the left arm;
- (6) up to a maximum of six proficiency / summer training badges worn on the right arm; and
- (7) highest level of music achievement insignia to be worn on the left arm.

- d. Shall be embroidered in an appropriate coloured thread on an applicable base cloth for each element.

4. **Pinned Insignia.** For pinned insignia, cadets may wear up to:

- a. two commemorative insignia on the left pocket flap of the jacket; and
- b. a combination of three participation / competition insignia on the left jacket pocket.

MISCELLANEOUS

5. **Insignia Earned in Other Cadet Elements.** The following items are authorized to be worn:

- a. all medals, ribbons and awards;
- b. equivalent rank insignia;
- c. wings (Army or Air); and
- d. qualification, proficiency, participation / competition (sewn or pinned), shall be replaced by the equivalent environmental version.

SECTION 2

IDENTIFICATION AND RANK INSIGNIA

IDENTIFICATION INSIGNIA

1. Identification insignia are illustrated in Figure 3A-A to Figure 3A-C and detailed in Annex A.

RANK INSIGNIA

2. Rank insignia are illustrated in Figures 3B-A and detailed in Annex B.
3. Rank insignia are available in two types: sewn and slip-ons. Worn as follows:
 - a. sewn rank insignia is worn on the jacket and when required, on the brassard for C3 and C5 orders of dress;
 - b. gun shirt sewn insignia is worn on the left sleeve centered midway between shoulder and sleeve; and
 - c. slip-ons are worn with C1, C2 and C3 orders of dress on the shirt, STU and all-season coat.

ANNEX A

IDENTIFICATION INSIGNIA

SEA CADET IDENTIFICATION







Insignia	Illustration	Position on Uniform
Royal Canadian Sea Cadet Headdress Insignia		<p>Beret: Centred on the sewn-in badge backing plater, with the base of the badge 1 cm above the leather / cloth band.</p> <p>Turban: Metal headdress insignia shall be worn centred on the front of the turban.</p>
Royal Canadian Sea Cadet Cap Talley		Worn on the Seaman's Cap
Corps Title Cap Tally		Worn on the Seaman's Cap
Royal Canadian Sea Cadets Shoulder Insignia		Worn on each shoulder of the jacket with the upper edge of the insignia as close as possible to the shoulder seam.
Corps Name Insignia		Worn on each shoulder of the jacket centered directly under the shoulder insignia.
Royal Canadian Sea Cadets Corps Badge Insignia		<p>Worn on the Sea Cadet jacket.</p> <p>If three or fewer CCO medals are worn; the Sea Cadets Corps Badge shall be centred, 3 cm above the right breast pocket of the Sea Cadet jacket. If four or more CCO medals are worn; the Sea Cadet Corps Badge shall be centred, above the right breast pocket of the Sea Cadet uniform, 0.5 cm above the medals/ribbons.</p>

Figure 3A-A – Sea Cadet Identification

ANNEX A

IDENTIFICATION INSIGNIA

ARMY CADET IDENTIFICATION




Insignia	Illustration	Position on Uniform
Royal Canadian Army Cadets Headdress Insignia		<p>Beret: Centred on the sewn-in badge backing plater, with the base of the badge 1 cm above the leather / cloth band.</p> <p>Turban: Metal headdress insignia shall be worn centred on the front of the turban.</p>
Royal Canadian Army Cadet Corps Shoulder Insignia		Worn on both sleeves of the jacket. The top of the badge is to be sewn flush with the shoulder seam of the jacket.
Royal Canadian Army Cadets Insignia		Worn on both sleeves of the jacket. The bottom edge of the badge is to be sewn 12 cm below the shoulder seam of the jacket.

Figure 3A-B – Army Cadet Identification

ANNEX A

IDENTIFICATION INSIGNIA

AIR CADET IDENTIFICATION



Insignia	Illustration	Position on Uniform
Royal Canadian Air Cadets Headdress Insignia		<p>Wedge: On the left side of the wedge, centre of badge to be positioned mid-way between front and mid-point of wedge, equidistant from top and bottom edge of wedge.</p> <p>Turban: Metal headdress insignia shall be worn centred on the front of the turban.</p>
Royal Canadian Air Cadets Shoulder Insignia		Worn on both sleeves of the jacket. The top of the badge is to be 2 cm below the shoulder upper seam.

Figure 3A-C – Air Cadet Identification

ANNEX B
RANK INSIGNIA

SEA	ARMY	AIR
<p>Chief Petty Officer 1st Class (CPO1)</p> 	<p>Chief Warrant Officer (CWO)</p> 	<p>Warrant Officer First Class (WO1)</p> 
<p>Chief Petty Officer 2nd Class (CPO2)</p> 	<p>Master Warrant Officer (MWO)</p> 	<p>Warrant Officer Second Class (WO2)</p> 
<p>Petty Officer^{1st} Class (PO1)</p> 	<p>Warrant Officer (WO)</p> 	<p>Flight Sergeant (FS)</p> 

Figure 3B-A – Rank Insignia (1 of 3)








SEA	ARMY	AIR
<p>Petty Officer 2nd Class (PO2)</p> 	<p>Sergeant (Sgt)</p> 	<p>Sergeant (Sgt)</p> 
<p>Master Seaman (MS)</p> 	<p>Master Corporal (MCpl)</p> 	<p>Flight Corporal (FCpl)</p> 
<p>Leading Seaman (LS)</p> 	<p>Corporal (Cpl)</p> 	<p>Corporal (Cpl)</p> 

Figure 3B-A – Rank Insignia (2 of 3)




SEA	ARMY	AIR
<p>Able Seaman (AB)</p> 	<p>Lance Corporal (LCpl)</p> 	<p>Leading Air Cadet (LAC)</p> 
<p>Ordinary Seaman (OS)</p> <p>N/A</p>	<p>Cadet (Cdt)</p> <p>N/A</p>	<p>Cadet (Cdt)</p> <p>N/A</p>

Figure 3B-A – Rank Insignia (3 of 3)

SECTION 3

QUALIFICATION, APPOINTMENT AND PROFICIENCY INSIGNIA

QUALIFICATION INSIGNIA

1. Star / Proficiency level insignia are illustrated in Figure 3C-A to Figure 3C-C and detailed in Annex C. Only the most senior qualification shall be worn.
2. CTC qualification insignia are illustrated in Figure 3D-A to Figure 3D-E, and wear is detailed in Annex D.

APPOINTMENT INSIGNIA

3. Appointment insignia are illustrated in Figure 3E-A and Figure 3E-B, and wear is detailed in Annex E.
4. Appointment insignia:
 - a. awarded upon appointment to specific position;
 - b. shall be removed from the uniform at the end of the appointment period; and
 - c. available for the jacket only and if required for C1 and C2, on a brassard, with C3 and C5 orders of dress.

PROFICIENCY INSIGNIA

5. Proficiency qualification insignia are illustrated in Figure 3F-A to Figure 3F-P, and wear is detailed in Annex F. Only the most senior qualification shall be worn. Royal Canadian Army Cadet Nation Rifle Team pin order of precedence from top to bottom is the Bisley Series, Canadian Cadet Movement Marksmanship Series and the Canadian Cadet Movement Biathlon Series Pins.
6. The Duke of Edinburgh pin is awarded in bronze, silver or gold, depending upon the level of the award achieved. Only the highest level obtained is worn. They are illustrated in Figure 3G-A and Figure 3G-B and their wear is detailed in Annex G.
7. All rank insignia badge placement is displayed in Annex H, Figures 3H-A to Figure 3H-F.

ANNEX C

STAR / PROFICIENCY LEVEL INSIGNIA

ARMY CADETS

STAR LEVELS



Figure 3C-A – Army Cadet Star Levels

Note: All star level insignia is centred on the right sleeve of jacket, the bottom of the badge 6 cm above the bottom of the cuff.

NATIONAL STAR OF EXCELLENCE

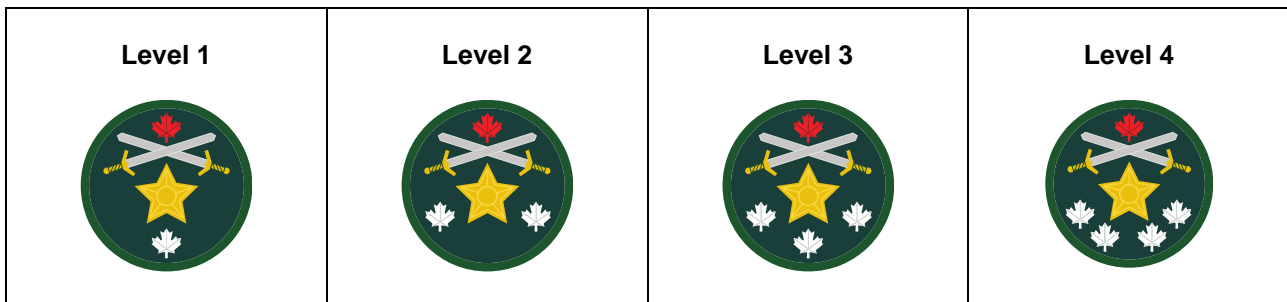


Figure 3C-B – Army Cadet National Star of Excellence

Note: Worn on the left sleeve, with the top of the badge 1 cm below the RCAC badge.

AIR CADETS

PROFICIENCY LEVELS

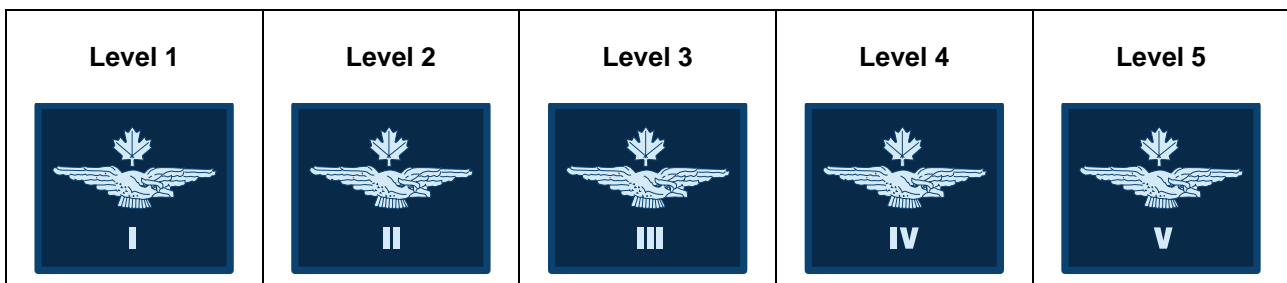


Figure 3C-C – Air Cadet Proficiency Levels

Note: Centred on the left sleeve of the jacket, the bottom of the badge immediately above the top of the cuff. If a cadet Achievement and certification badge is worn, the Proficiency Level Badge is worn 1 cm above the cadet Achievements and certifications badge(s).

ANNEX D

CTC QUALIFICATION INSIGNIA

SEA CADETS
















General Training 			
Basic Seamanship 	Ship's Boat Operator 	Boatswain's Mate 	Shipwright 
Basic Sail 	Intermediate Sail 	Senior Sail 	Advanced Sail 
Pipe Band – Basic Musician 	Pipe Band – Intermediate Musician 	Pipe Band – Advanced Musician 	
Military Band – Basic Musician 	Military Band – Intermediate Musician 	Military Band – Advanced Musician 	

Figure 3D-A – Sea Cadet CTC Qualification Insignia (1 of 2)






<p>Basic Drill and Ceremonial</p> 	<p>Drill and Ceremonial Instructor</p> 
<p>Basic Sports and Fitness</p> 	<p>Fitness and Sports Instructor</p> 
<p>Air Rifle Marksmanship Instructor</p> 	

Figure 3D-A – Sea Cadet CTC Qualification Insignia (2 of 2)

Note: Worn on the upper right sleeve of the cadet jacket, centred midway between the lower edge of the corps title insignia and the point of the elbow.

ANNEX D
CTC QUALIFICATION INSIGNIA
ARMY CADETS











<p style="text-align: center;">General Training</p> 		
<p style="text-align: center;">Basic Drill & Ceremonial</p> 	<p style="text-align: center;">Drill & Ceremonial Instructor</p> 	
<p style="text-align: center;">Basic Fitness and Sports</p> 	<p style="text-align: center;">Fitness and Sports Instructor</p> 	
<p style="text-align: center;">Basic Expedition</p> 	<p style="text-align: center;">Expedition Instructor</p> 	
<p style="text-align: center;">Military Band – Basic Musician</p> 	<p style="text-align: center;">Military Band – Intermediate Musician</p> 	<p style="text-align: center;">Military Band – Advanced Musician</p> 

Figure 3D-B – Army Cadet CTC Qualification Insignia (1 of 2)









Pipe Band – Basic Musician		Pipe Band – Intermediate Musician		Pipe Band – Advanced Musician	
					
Basic Marksman	Air Rifle Marksmanship Instructor		Fullbore Marksmanship Phase 1		Fullbore Marksmanship Phase 2
					
Leadership and Challenge					
					

Figure 3D-B – Army Cadet CTC Qualification Insignia (2 of 2)

Note: Worn on the right sleeve of the cadet jacket in their order of precedence, 1 cm above the Star Level badge. Advanced qualification supersedes basic qualification.



Figure 3D-C – Army Cadet CTC Qualification Insignia

Note: Cadets shall wear the red maple leaf Parachutist sewn insignia / pin on the cadet jacket / shirt centred directly above the left breast pocket.

ANNEX D
CTC QUALIFICATION INSIGNIA
AIR CADETS











<p style="text-align: center;">General Training</p> 		
<p style="text-align: center;">Basic Drill and Ceremonial</p> 	<p style="text-align: center;">Drill and Ceremonial Instructor</p> 	
<p style="text-align: center;">Basic Survival</p> 	<p style="text-align: center;">Survival Instructor</p> 	
<p style="text-align: center;">Basic Fitness and Sports</p> 	<p style="text-align: center;">Fitness and Sports Instructor</p> 	
<p style="text-align: center;">Military Band – Basic Musician</p> 	<p style="text-align: center;">Military Band – Intermediate Musician</p> 	<p style="text-align: center;">Military Band – Advanced Musician</p> 

Figure 3D-D – Air Cadet CTC Qualification Insignia (1 of 2)











Pipe Band – Basic Musician 	Pipe Band – Intermediate Musician 	Pipe Band – Advanced Musician 
Air Rifle Marksmanship Instructor 		
Basic Aviation 	Advanced Aviation 	
Basic Aviation Technology and Aerospace Course 	Advanced Aerospace 	
Advanced Aviation Technology Course – Aircraft Maintenance 	Advanced Aviation Technology Course – Airport Operations 	

Figure 3D-D – Air Cadet CTC Qualification Insignia (2 of 2)

Note: These badges shall be worn with the participation badges on the right sleeve in the order that they are awarded. The first badge awarded is centred immediately above the cuff of the uniform jacket. The second badge awarded is placed immediately to the left of the first badge, to the front of the sleeve. The third badge awarded is placed immediately to the right of the first badge, to the rear of the sleeve. The fourth, fifth and sixth badges are placed immediately above badges one, two and three forming a second row of badges and they are placed in the same order as the first row. If a seventh badge is awarded, it shall be placed immediately over the fourth badge. Only a maximum of seven badges shall be worn.

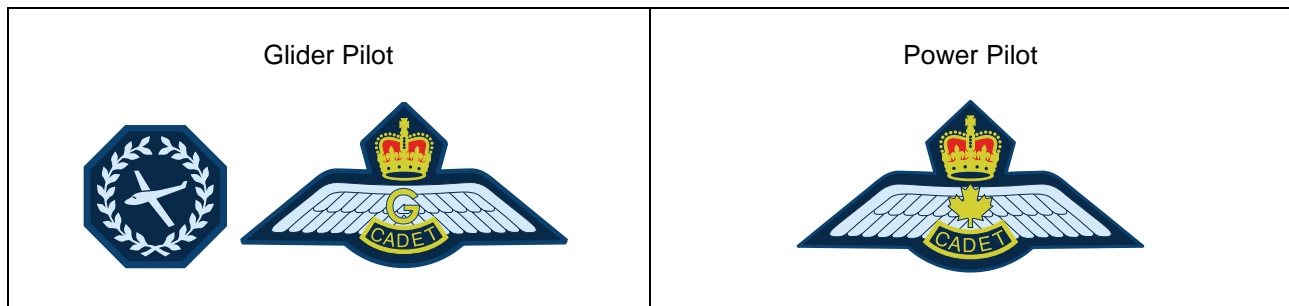


Figure 3D-E – Air Cadet CTC Qualification Insignia

Note: The Glider Pilot CTC badge is never worn with the Glider Pilot Wings.

Issued Glider Pilot / Power Pilot sewn (nylon thread) insignia shall be worn centred directly above the left breast pocket and horizontal on the cadet jacket and flight suit.

Glider Pilot / Power Pilot pin may be purchased and worn on the jacket and collared shirt when the jacket is removed, centred directly over the left breast pocket and horizontal.

Silver and Gold wire thread embroidered Glider Pilot / Power Pilot badges may be purchased by the cadet and are authorized for wear only on the uniform jacket in lieu of issued wings.

If a cadet successfully completes both Scholarships, only the Power Pilot Wings shall be worn. The Glider Pilot Scholarship CTC Qualification Badge shall then be worn with the other CTC Qualification Badges.

ANNEX E

APPOINTMENT INSIGNIA

APPOINTMENT INSIGNIA – BAND







	SEA	ARMY	AIR
DRUM MAJOR			
PIPE MAJOR			

Figure 3E-A – Appointment Insignia

APPOINTMENT INSIGNIA – SEA CADETS

STORES	REGULATING	TRAINING	SHIP’S WRITER
			

Figure 3E-B – Appointment Insignia

ANNEX F
PROFICIENCY INSIGNIA

SEA CADETS

FITNESS

Bronze	Silver	Gold	Excellence
			

Figure 3F-A – Sea Cadet Proficiency Insignia

Note: Worn on the lower right sleeve, directly above the upper seam of the cuff.

MUSIC



Basic	Level I	Level II	Level III	Level IV	Level V
					

Figure 3F-B – Sea Cadet Proficiency Insignia

Note: Worn on the lower right sleeve, directly above the upper seam of the cuff.

MARKSMANSHIP





Marksman	First Class	Expert	Distinguished
			

Figure 3F-C – Sea Cadet Proficiency Insignia

Note: Worn on the lower right sleeve, directly above the upper seam of the cuff.

SAIL








CANSail I	CANSail II	CANSail III	CANSail IV	CANSail V	CANSail VI	Instructor
						

Figure 3F-D – Sea Cadet Proficiency Insignia

Note: Worn on the lower right sleeve, directly above the upper seam of the cuff.

SPECIALTY




SCOP - Power Boat Operator	SCOP - Safety Boat Operator	SCOP - Sea Boat Coxswain	
			
Emergency - First -Aid	Standard - First-Aid	Scuba	Bugler
			

Figure 3F-E – Sea Cadet Proficiency Insignia

Note: Worn on the lower right sleeve, directly above the upper seam of the cuff.

COMMUNICATOR




Level I	Level II	Level III
		

Figure 3F-F – Sea Cadet Proficiency Insignia

Note: Worn on the lower right sleeve directly above the upper seam of the cuff.

ANNEX F

PROFICIENCY INSIGNIA

ARMY CADETS

FITNESS

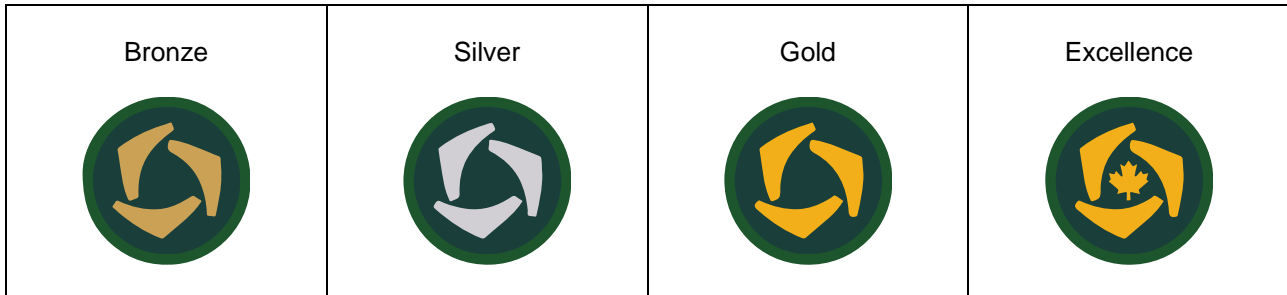


Figure 3F-G – Army Cadet Proficiency Insignia

Note: Fitness qualification badges are placed 20 cm from the bottom edge of the left sleeve.

MUSIC



Figure 3F-H – Army Cadet Proficiency Insignia

Note: The music level badge is worn on the left sleeve only, 1 cm above the first aid badge, physical fitness badge or marksmanship badge.

MARKSMANSHIP




Figure 3F-I – Army Cadet Proficiency Insignia

Note: Marksmanship qualification badges are placed 6 cm from the bottom edge of the left sleeve. For the first three levels, the numeral badge is placed at 6 cm and the crossed rifles are positioned 0.5 cm above the numeral badge.

FIRST AID




Figure 3F-J – Army Cadet Proficiency Insignia

Note: First Aid qualification badges are placed 20 cm from the bottom edge of the left sleeve. Only the most senior qualification shall be worn.

NATIONAL RIFLE TEAM



Figure 3F-K – Army Cadet Proficiency Insignia

Note: The RCAC NRT pin is worn centred on the left breast pocket, equidistant between the lower seam and the lower edge of the jacket pocket flap.

LGEN C.H. BELZILE TROPHY



Figure 3F-L – Army Cadet Proficiency Insignia

Note: Supersedes the RCAC NRT pin.

ANNEX F**PROFICIENCY INSIGNIA****AIR CADETS****FITNESS**





Bronze	Silver	Gold	Excellence
			

Figure 3F-M – Air Cadet Proficiency Insignia

MUSIC




Basic	Level 1	Level 2	Level 3	Level 4	Level 5
					

Figure 3F-N – Air Cadet Proficiency Insignia

MARKSMANSHIP





Marksman	First Class	Expert	Distinguished
			

Figure 3F-O – Air Cadet Proficiency Insignia

SPECIALTY



Emergency First Aid	Standard First Aid	Glider Pilot Front Seat Familiarization	Glider Pilot Back Seat Familiarization
			

Figure 3F-P – Air Cadet Proficiency Insignia

ANNEX G

THE DUKE OF EDINBURGH AWARD




Insignia	Illustration	Placement on Uniform
Bronze		The Bronze, Silver or Gold pin awarded under the Duke of Edinburgh Award Program shall be worn centred on the right breast pocket, equidistant between the lower seam and the lower edge of the jacket pocket flap. The pin is worn on the jacket only.
Silver		
Gold		

Figure 3G-A – The Duke of Edinburgh Pin

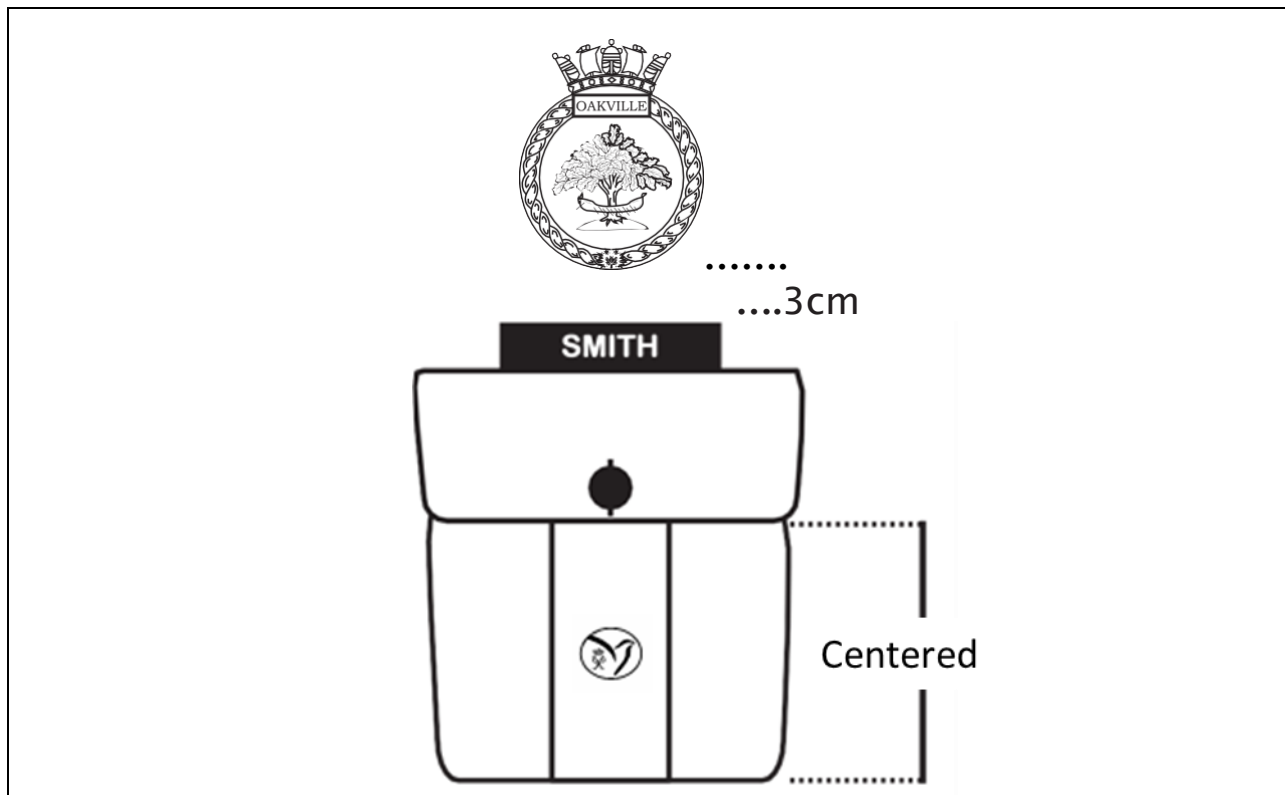


Figure 3G-B – The Duke of Edinburgh Pin

Note: Previous designs of the Duke of Edinburgh Award pins are authorized for wear as awarded.

ANNEX H

INSIGNIA PLACEMENT

SEA CADETS – LEFT SLEEVE

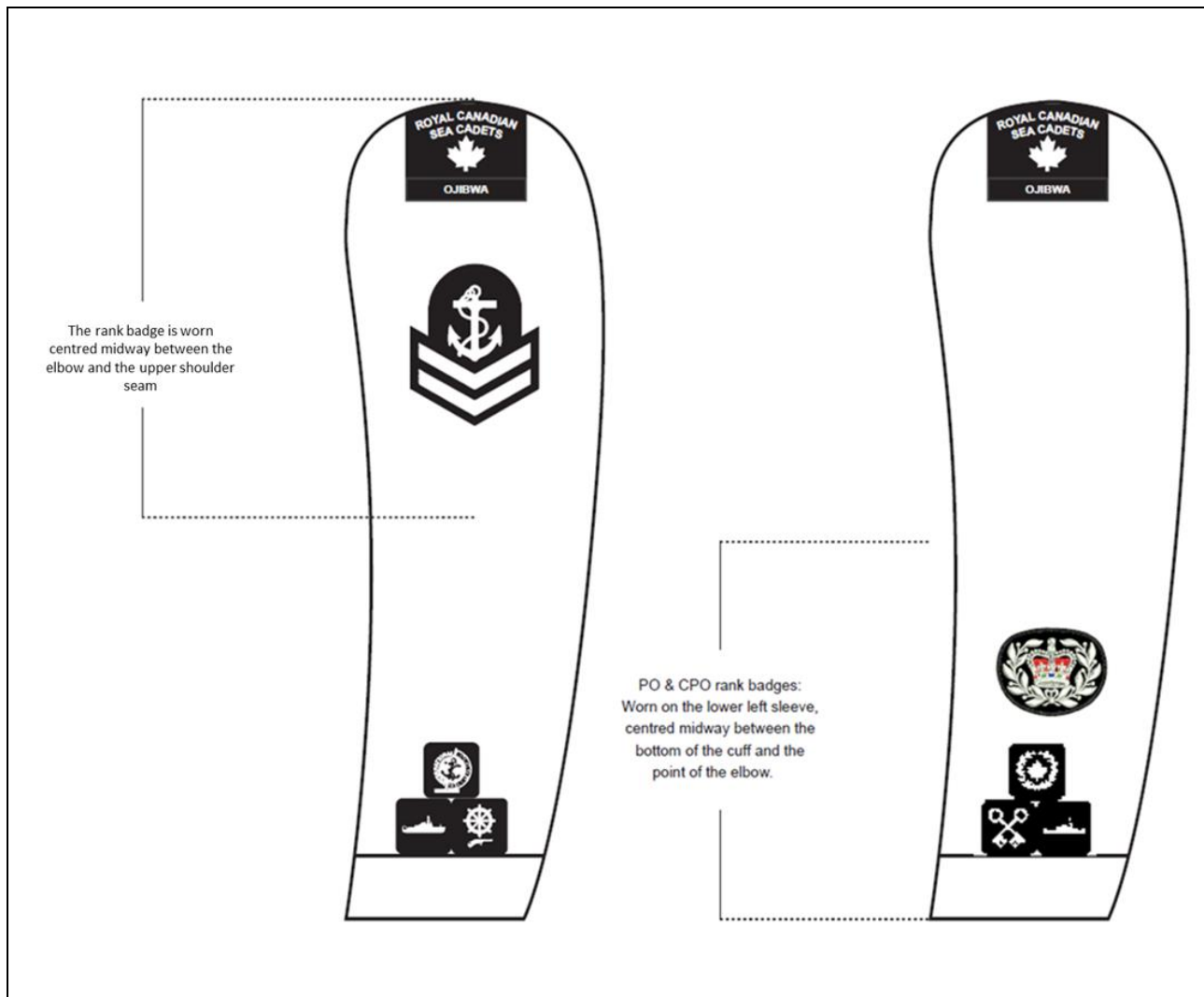


Figure 3H-A – Insignia Placement

ANNEX H
INSIGNIA PLACEMENT
SEA CADETS – RIGHT SLEEVE

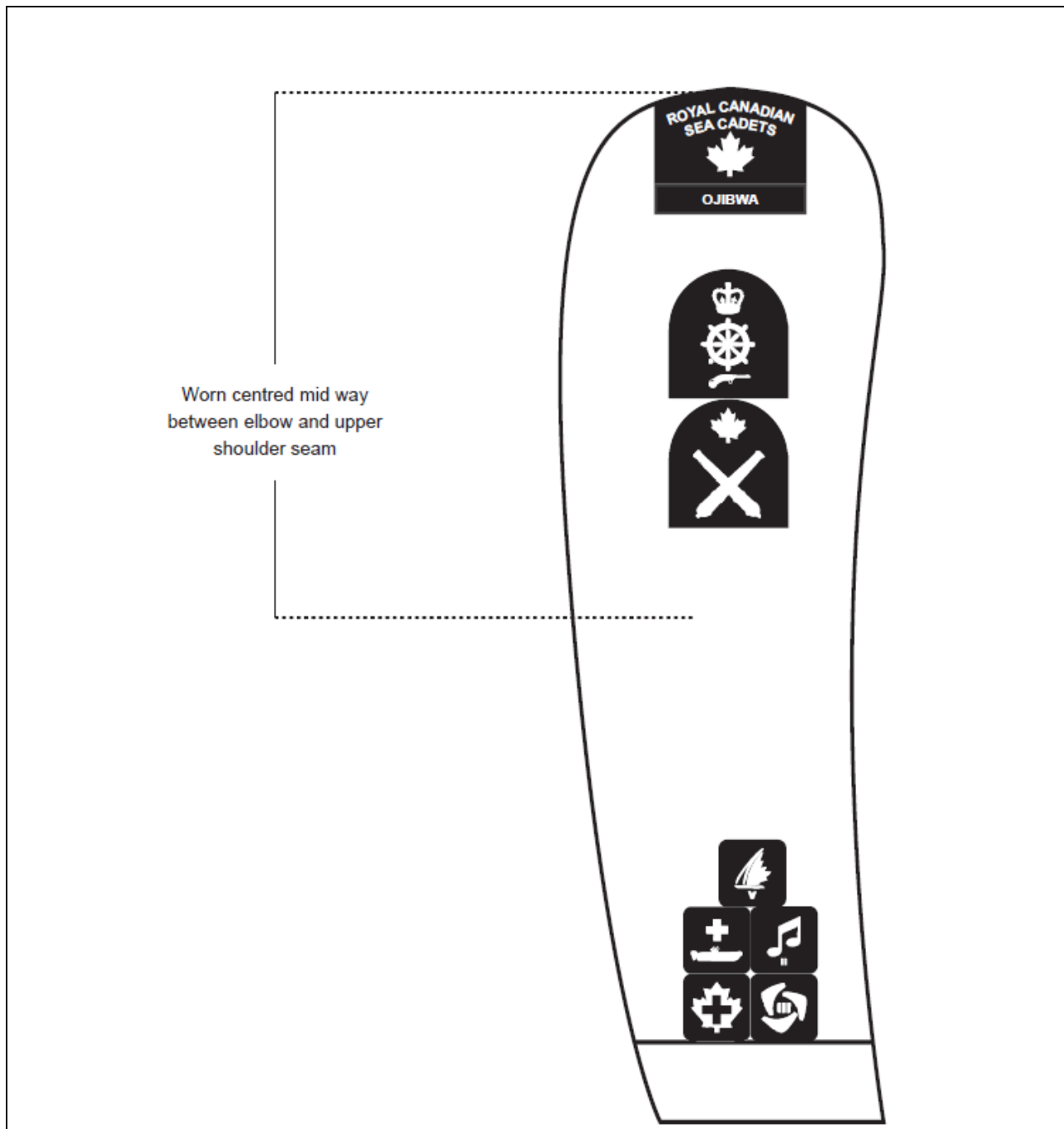


Figure 3H-B – Insignia Placement

ANNEX H
INSIGNIA PLACEMENT
ARMY CADETS – LEFT SLEEVE

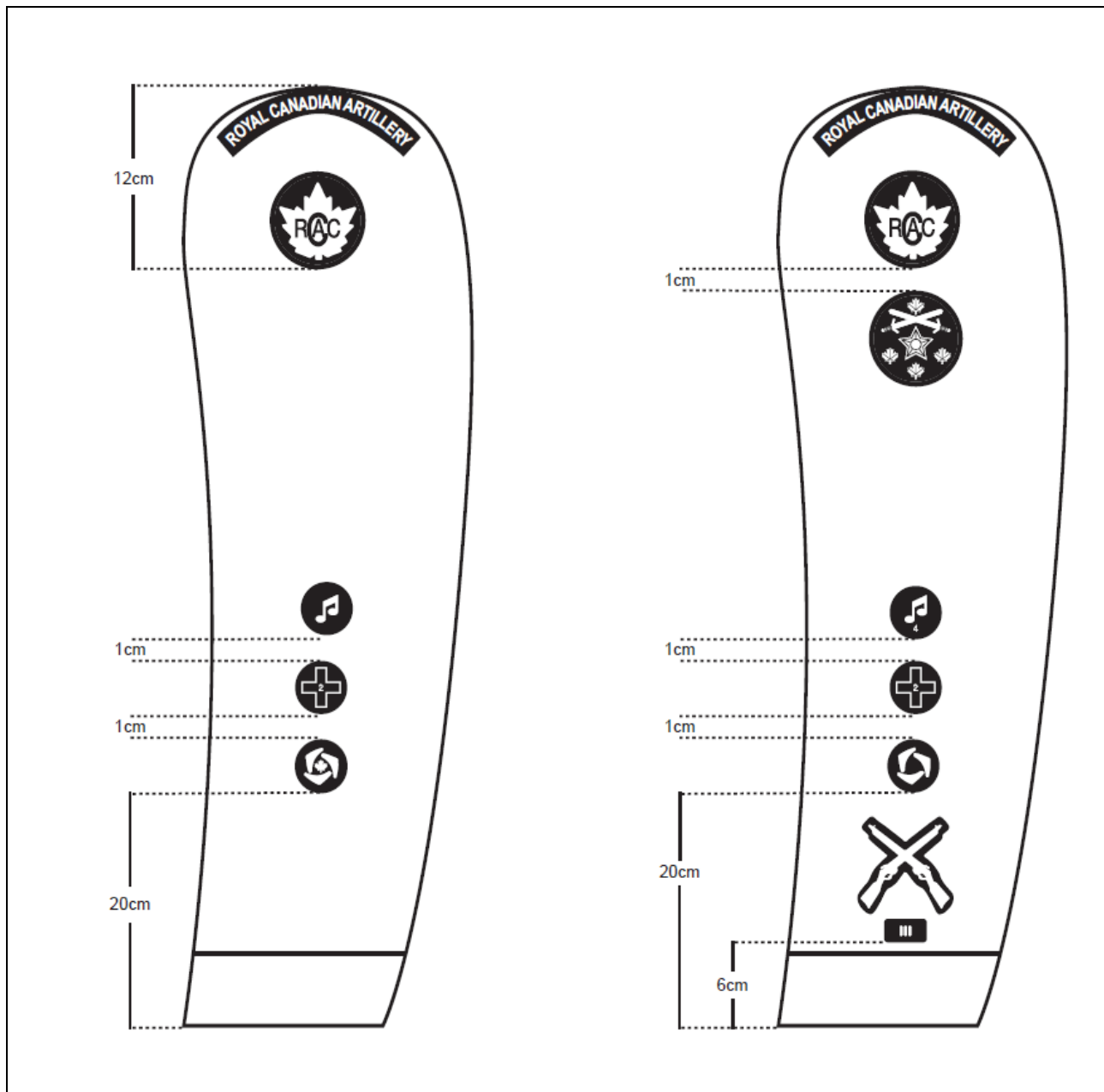


Figure 3H-C – Insignia Placement

ANNEX H

INSIGNIA PLACEMENT

ARMY CADETS – RIGHT SLEEVE

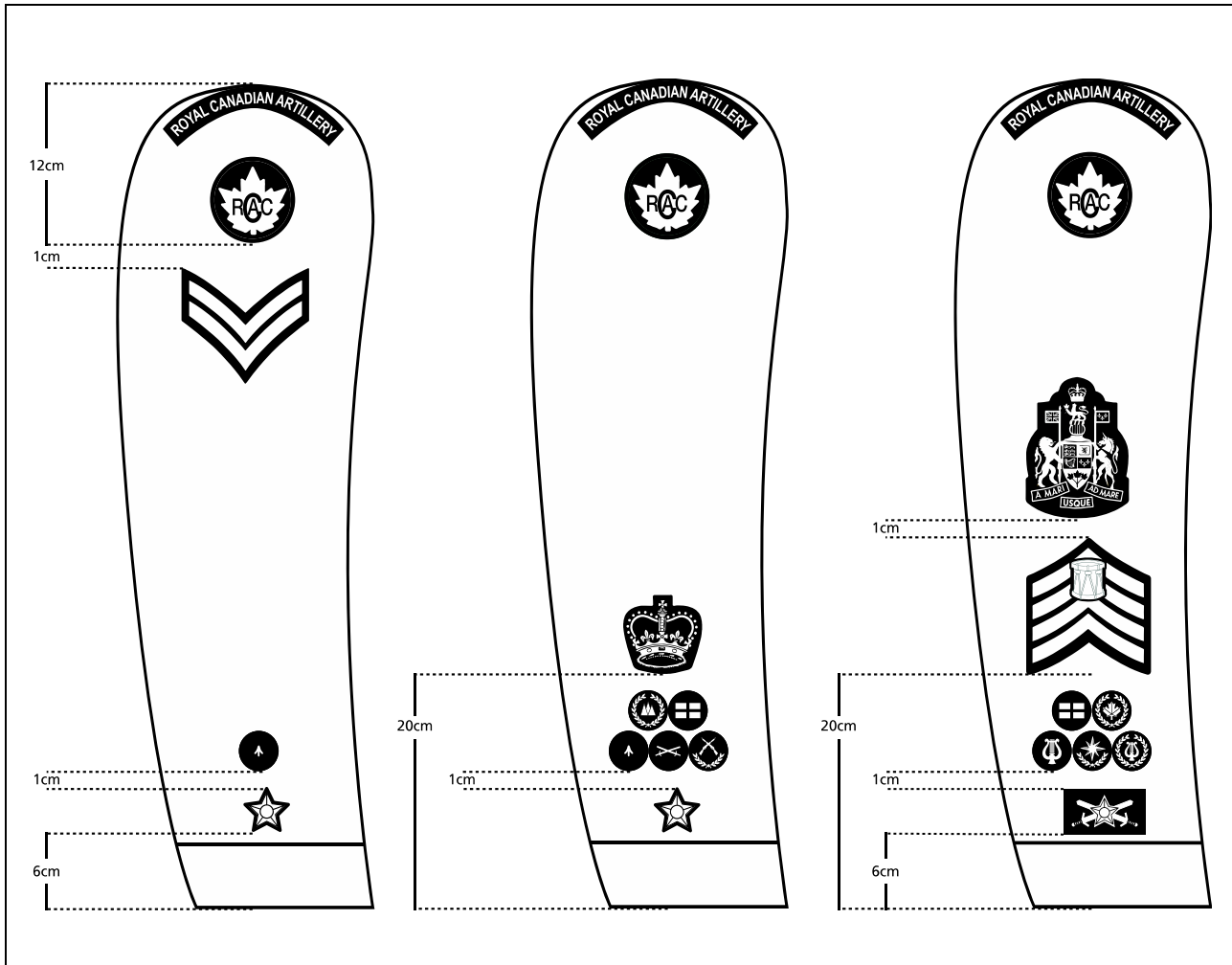


Figure 3H-D – Insignia Placement

ANNEX H

INSIGNIA PLACEMENT

AIR CADETS – LEFT SLEEVE

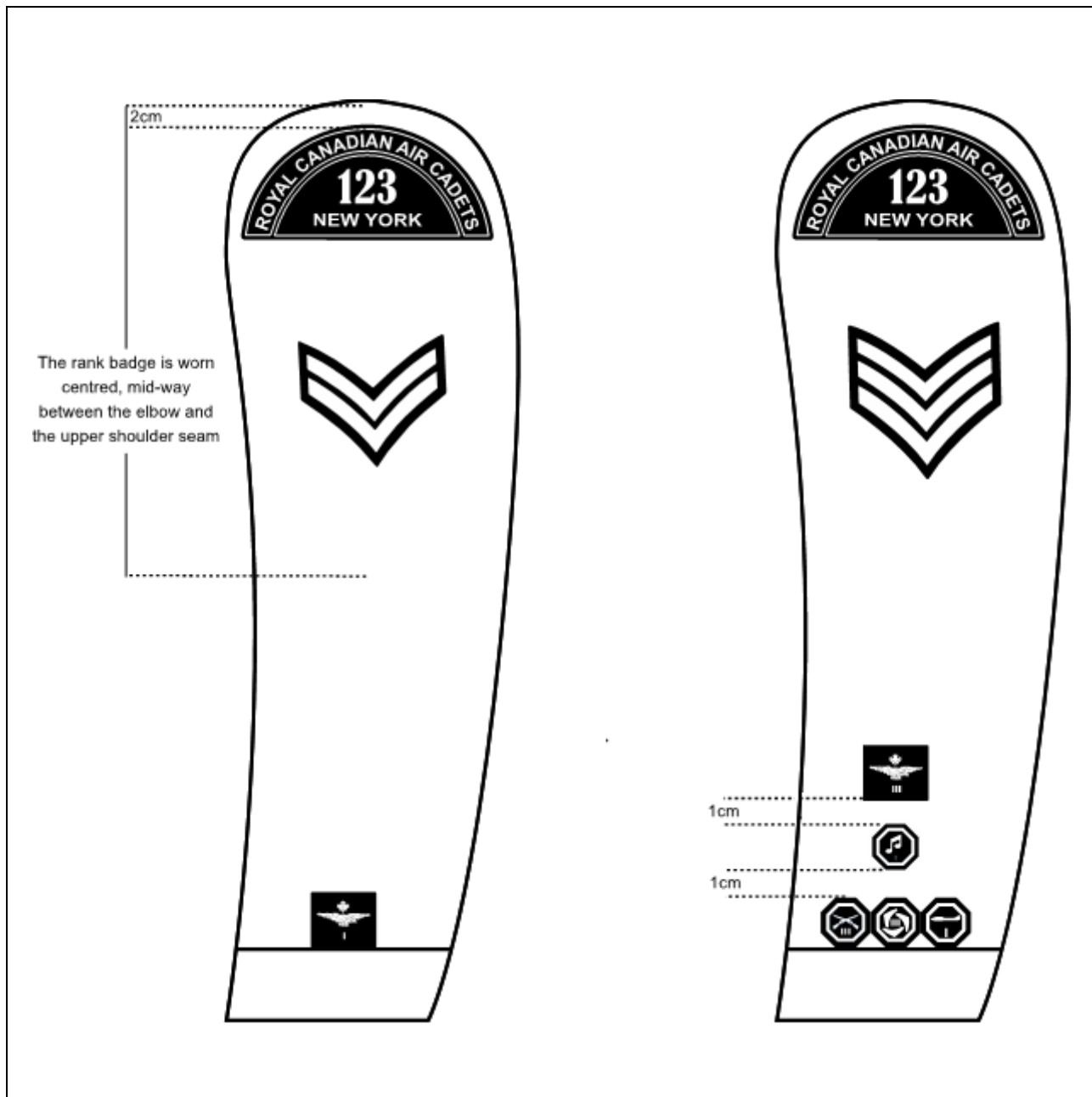


Figure 3H-E – Insignia Placement

ANNEX H
INSIGNIA PLACEMENT
AIR CADETS – RIGHT SLEEVE

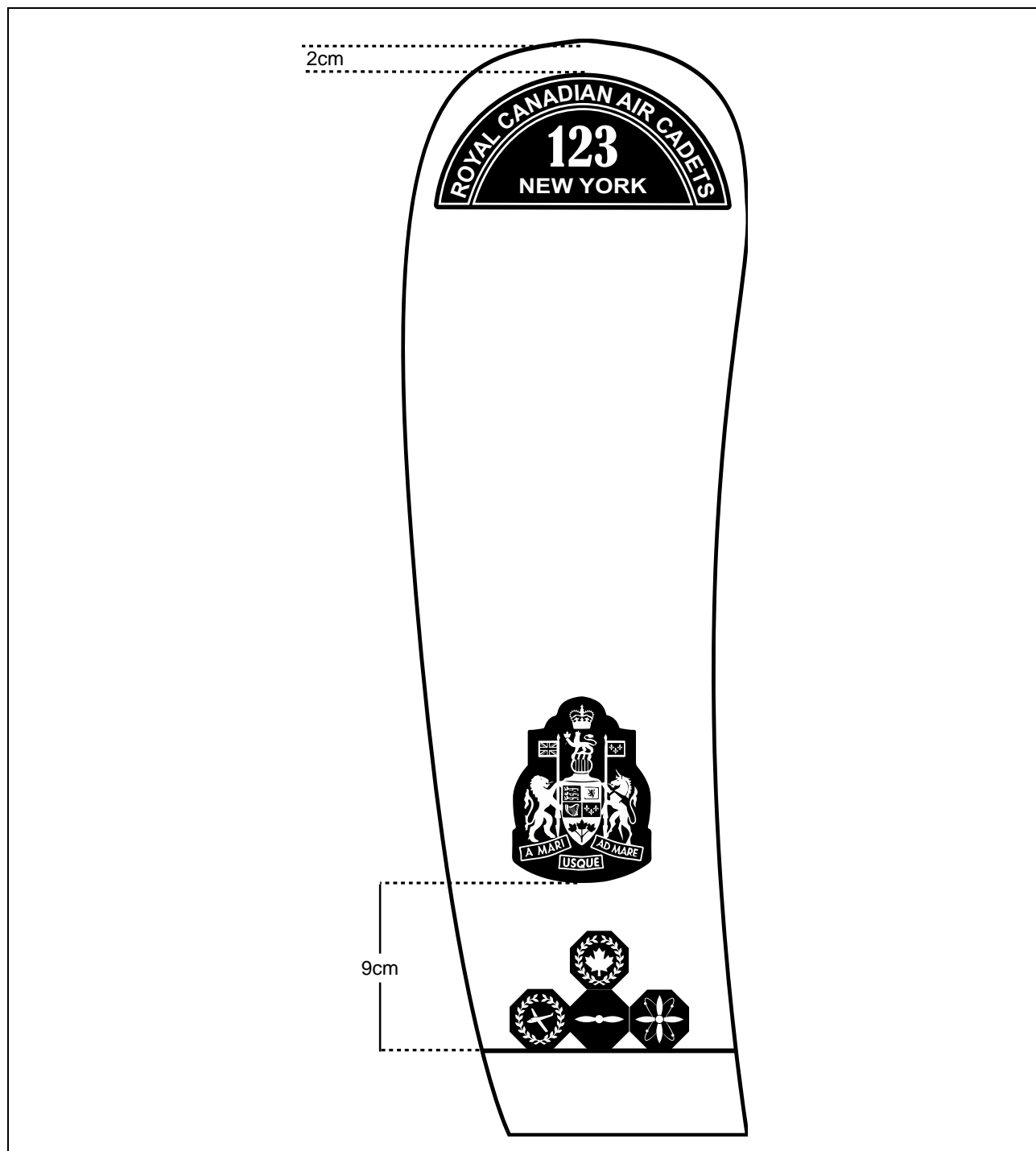


Figure 3H-F – Insignia Placement

SECTION 4

NATIONAL AND ORGANIZATIONAL PINS

COMMEMORATIVE PINS

1. Submissions and recommendations on commemorative pins including the wear of pins shall be formally presented to the Clothing and Dress Committee by the Regional CWOs through the chain of command. They are to be produced at no cost to the public to commemorate special occasions such as the anniversary of a corps / sqn / CTC or particular activities.
2. Commemorative pins can only be worn on the left pocket of the shirt or jacket, as per illustrated at Annex I.
3. **Corps / Sqn anniversary.** The corps / sqn anniversary pins are worn for a 1 year period in which the anniversary is celebrated. They are not worn at the CTC; worn on jacket only.
4. **CTC.** CTC anniversary pins are worn for the summer period in which the anniversary is celebrated. Worn on the shirt or jacket.
5. **Forget-Me-Not (Newfoundland and Labrador).** Every year from 1 June to 1 July all cadets in Newfoundland and Labrador, especially those affiliated with The Royal Newfoundland Regiment, may wear the Forget-Me-Not pin. The Forget-Me-Not is worn in the same manner as the Poppy.
6. **Other regional activities.** The Clothing and Dress Committee may authorize the wear of pins for other worthy activities during the training year. These pins may only be worn between 1 September and 30 June on the jacket or on the shirt.
7. Only one authorized commemorative pin shall be worn at a time. If several pins are available for wear during a particular period of time, the decision to wear one pin over another is left to the RCSU CO.
8. Pins should be no more than 2.5 cm high and no more than 2.5 cm wide.
9. New requests will be submitted 6 months prior to event. Submissions sent to RCSU in briefing note format with images attached.

SECTION 5

PARTICIPATION AND COMPETITION INSIGNIA

GENERAL

1. This section details the participation and competition insignia and position on the uniform.

PARTICIPATION AND COMPETITION INSIGNIA

2. Participation insignia are awarded following participation in a Comd Natl CJCR Sp Gp or RCSU approved event.
3. Participation and competition pins have the following order of precedence from top to bottom:
 - a. regatta / expedition / effective speaking;
 - b. marksmanship; and
 - c. biathlon.
4. If more than one participation or competition insignia of the same category is held, the highest level from that category shall be worn.
 - a. worn with jacket only. Exception: Army Cadet expedition pin may be worn on dress shirt;
 - b. cadets may wear up to three insignia; and
 - c. once achieved pins are worn for the duration on the cadets career.
5. The insignia shall be worn by cadets as detailed in Figures 3I-A to Figure 3I-K and Annex I

ANNEX I**PARTICIPATION AND COMPETITION INSIGNIA****SEA CADETS****STAFF, DEPLOYMENTS AND EXCHANGES**







Staff Cadet 	International Exchange 	Seamanship Deployment 	Royal Canadian Navy Deployment 	Coast Guard Deployment 	Tall Ship Deployment 
--	---	--	---	---	---

Figure 3I-A – Sea Cadet Participation Insignia

Note: Staff cadet is worn on the lower left sleeve of the cadet jacket directly above the upper seam of the cuff.

All others are worn on the lower right sleeve, directly above the upper seam of the cuff.

REGATTA



Regional Regatta 	National Regatta 
---	---

Figure 3I-B – Participation and Competition Insignia

Note: Worn centred on the left jacket pocket, equidistant between the lower seam and the lower edge of the pocket flap.

National Regatta for Top Team 
--

Figure 3I-C – Participation and Competition Insignia

Note: This insignia replaces the National Regatta Participation insignia.

ARMY CADETS**STAFF AND EXCHANGE**




Staff Cadet 	Army Cadet Voyage in History 	Maple Leaf Exchange 
--	---	--

Figure 3I-D – Army Cadet Participation Insignia

Note: Worn on the right sleeve of the cadet jacket with the CTC qualification insignia in their order of precedence, 1 cm above the Star Level insignia.

EXPEDITION



Regional Expeditions 	National / International Expeditions 
--	--

Figure 3I-E – Participation and Competition Insignia

Note: Worn over the right jacket / shirt pocket, centred 0.5 cm over the nametag.

AIR CADETS**STAFF AND EXCHANGE**

Staff Cadet 	International Exchange 	Oshkosh Trip 
--	---	---

Figure 3I-F – Air Cadet Participation Insignia

Note: Worn with the CTC Qualification insignia on the right sleeve in the order that they are awarded. The first insignia awarded is centred immediately above the cuff of the uniform jacket. The second insignia awarded is placed immediately to the left of the first insignia, to the front of the sleeve. The third insignia awarded is placed immediately to the right of the first insignia, to the rear of the sleeve. The fourth, fifth and sixth insignia are placed immediately above insignia one, two and three forming a second row of insignia and they are placed in the same order as the first row. If a seventh insignia is awarded, it shall be placed immediately over the fourth insignia. Only a maximum of seven insignia shall be worn.

AIR CADET LEAGUE OF CANADA EFFECTIVE SPEAKING COMPETITION

<p>Zone Bronze</p> 	<p>Provincial Silver</p> 	<p>National Gold</p> 
--	--	--

Figure 3I-G – Participation and Competition Insignia

Note: Worn centred on the left jacket pocket, equidistant between the lower seam and the lower edge of the pocket flap. Pins are provided by the Air Cadet League of Canada but are not be procured at public expense.

TRI-ELEMENT MARKSMANSHIP / BIATHLON

<p>Marksmanship Zone Competition Bronze</p> 	<p>Marksmanship Provincial Competition Silver</p> 	<p>Marksmanship National Competition Gold</p> 
<p>Biathlon Zone Competition Bronze</p> 	<p>Biathlon Provincial Competition Silver</p> 	<p>Biathlon National Competition Gold</p> 

Figure 3I-H – Participation and Competition Insignia

Note: Worn centred on the left jacket pocket, equidistant between the lower seam and the lower edge of the pocket flap.



<p>Myriam Bédard, Nikki Keddie and Jean-Philippe Le Guellec Awards</p> 	<p>Vanplew and Clément Tremblay Awards</p> 
--	--

Figure 3I-I – Participation and Competition Insignia

Note: Worn centred on the left jacket pocket, equidistant between the lower seam and the lower edge of the pocket flap. This pin replaces the National Biathlon Participation insignia.

LEFT POCKET

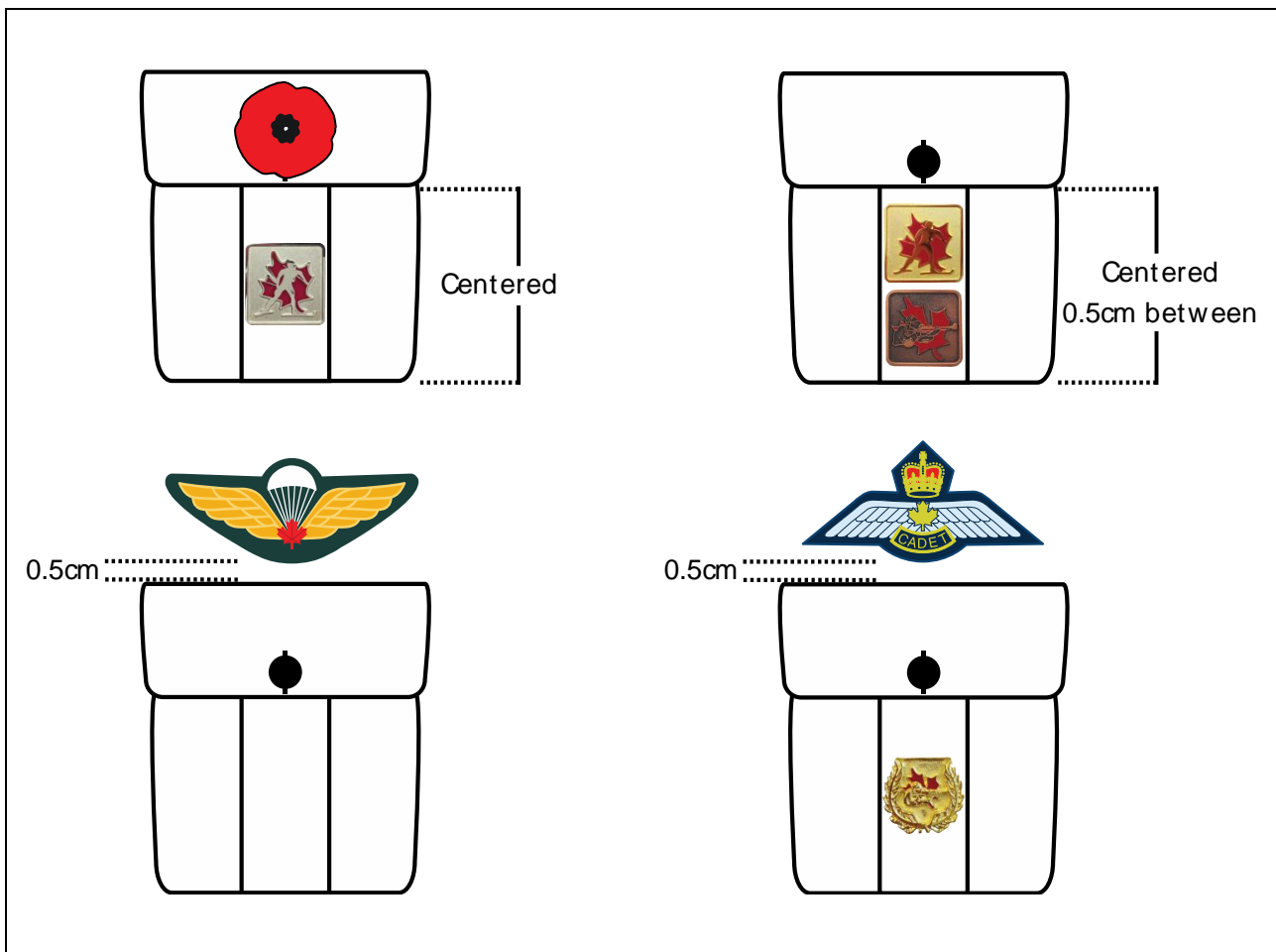


Figure 3I-J – Participation and Competition Insignia

RIGHT POCKET

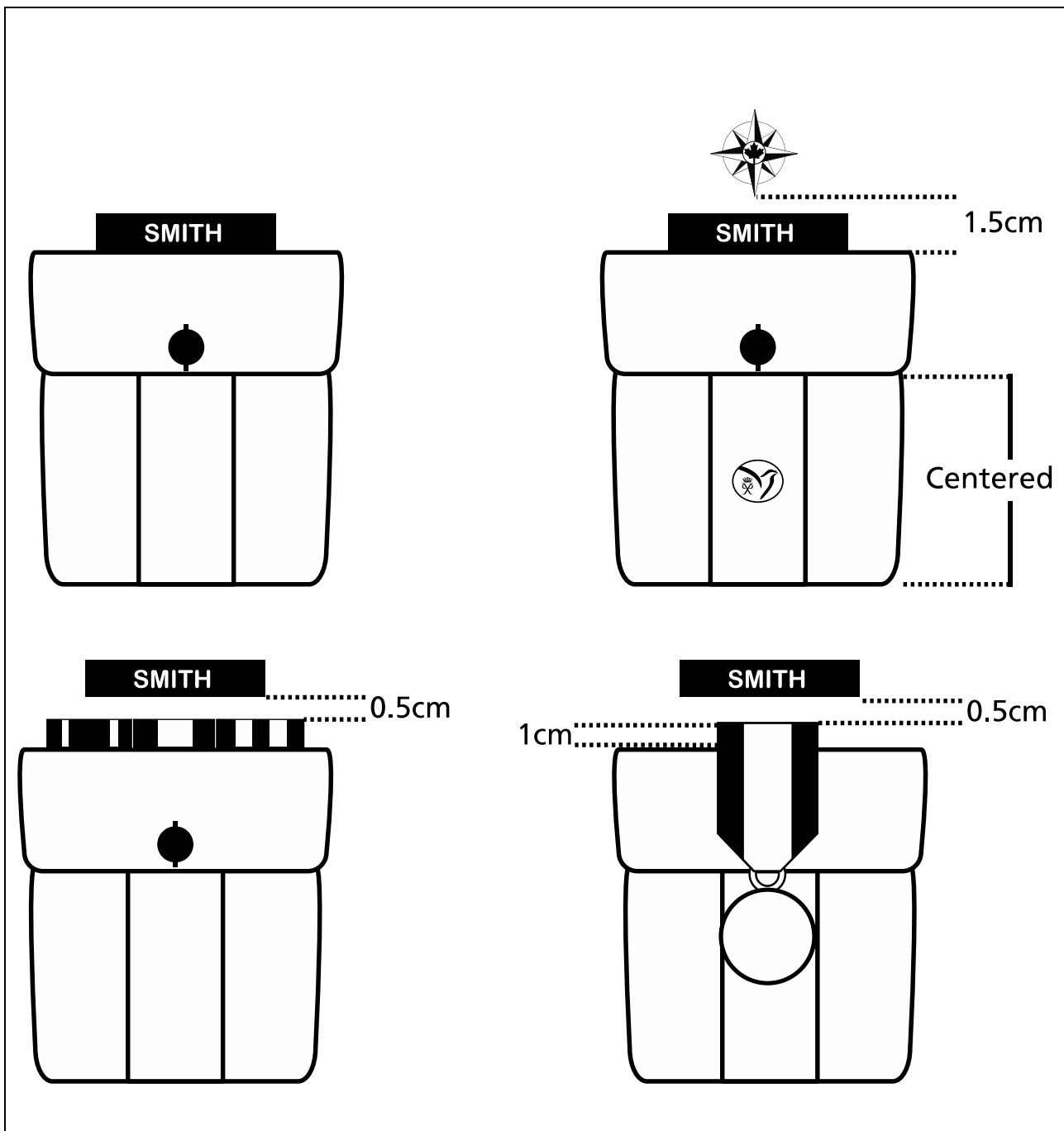


Figure 3I-K – Participation and Competition Insignia

CHAPTER 4

ACCOUTREMENTS

CEREMONIAL BELTS, SLINGS AND RELATED ITEMS

1. CAF patterns of white ceremonial belts, rifle slings, are authorized for wear with ceremonial orders of dress, as appropriate.
2. A universal-pattern gold-plated, stamped brass buckle, displaying the CAF badge, is provided for wear with the white ceremonial belt. Units may wear an approved branch / regimental pattern brass buckle as an optional item in lieu.
3. Cadet corps associated with armoured regiments may wear black accoutrements as optional items instead of white.

SWORDS, CUTLASS – CEREMONIAL OCCASIONS AND TRAINING

4. **Naval Cutlass.** May be carried by:
 - a. Sea Cadets in charge of honour guards or other armed parties;
 - b. the coxswain, when a cutlass is carried by a cadet in charge of guards of honour or other armed parties; and
 - c. naval cutlasses must be of the RCN 1900 pattern (authentic or replica).
5. **Sea Cadets.** Authorized by the corps / CTC CO, cutlasses shall be worn only during annual ceremonial review, CTC parades / ceremonies and during training or parade / ceremony practice. Cutlasses must be used IAW the procedures detailed in the CAF Manual of Drill and Ceremonial, and where appropriate resources reside but are not be procured at public expense.
6. **Army Cadets.** Authorized by the corps / CTC CO, swords shall be worn only during annual ceremonial review, CTC parades / ceremonies and during training or parade / ceremony practice. Swords must be used IAW the procedures detailed in the CAF Manual of Drill and Ceremonial, and where appropriate resources reside but are not be procured at public expense.
7. **Air Cadets.** Authorized by the sqn / CTC CO, cutlasses or swords shall be worn only during annual ceremonial review, CTC parades / ceremonies and during training or parade / ceremony practice. Cutlasses or swords must be used IAW the procedures detailed in the CAF Manual of Drill and Ceremonial, and where appropriate resources reside but are not be procured at public expense.

REGIMENTAL SASHES

8. The wear of regimental sashes is only authorized for Army Cadet Corps affiliated with Infantry units. Due to varying customs, practices and traditional orders of dress in the Canadian Army, all Army Cadet Corps that are affiliated with a CAF Infantry unit shall wear (if authorized) the sash in the same custom as the affiliated unit.
9. The regimental sash is symbolic of the Infantry Corps and is associated to specific rank levels and NOT functions, therefore, only cadets who possess the rank of Sergeant (Sgt) or above are authorized to wear the sash.

PACE STICKS AND DRILL CANES

10. **Pace Sticks.** Pace sticks are an “aid to drill” and may be carried by cadets during the conduct of, evaluation of, and in preparation for drill lessons, practices. For ceremonial purposes, only those cadets

holding the positions of Regimental Sergeant Major (RSM) and Sergeant Major (SM) can carry them. The pace-stick must be used IAW the procedures detailed in the CAF Manual of Drill and Ceremonial.

11. **Drill Canes.** May be carried routinely and during ceremonial activities by Army Cadet RSMs.
12. Sea / Air Cadets occupying senior parade positions as a course or Staff Cadet at a CTC may carry or use a pace stick / drill cane.

NAME TAGS AND TAPES

13. **Name Tags.** Name tags shall be worn by cadets as an item of dress and these must be obtained locally.
 - a. name tags shall be standard CAF pattern, laminated and detachable. Army and Sea Cadets name tags are black, Air Cadet name tags are air force blue. Dimensions are 6.3 cm (2-1/2 in.) in length and 1.2 cm (1/2 in.) in height, inscribed with white lettering 0.6 cm (1/4 in.) high, indicating surname; and
 - b. name tags may be worn with ceremonial and service orders of dress. Sea Cadets may wear a name tag with training dress.
14. **Name Tapes.** Name tapes may be worn by cadets on clothing requiring a name tape: occupational clothing, naval combat dress and flying clothing at the discretion of the Corps / Sqn CO as an optional item of dress and must be obtained locally.
 - a. Sea Cadet name tapes are black with white lettering, Army Cadet name tapes are olive drab with black lettering, and Air Cadet name tapes are olive drab with blue lettering. Dimensions are 2.5 cm (1 in.) high with 1.0 cm (3/8 in.) high embroidered capital block letters indicating surname only; and
 - b. name tapes may be worn with training dress.

MISCELLANEOUS

15. **Brassards.** Rank brassards, when ordered, shall be worn on the left arm to indicate rank (e.g., training dress with t-shirt). All other brassards, including appointments or training identifiers (course or colour patches) are to be worn on the right arm.
16. **Backpacks.** Authorized to be worn in uniform.
17. **Remembrance Day Symbols.** The Remembrance Day poppy is authorized to be worn on all uniforms from the last Friday of October until Remembrance Day (November 11th). The poppy is to be worn on the top centre of the rank tab of the field training uniform and on the left pocket flap of the shirt and left chest of the jacket and all-season coat, not on gunshirt, see Figure 4A-A.

SEA CADET ACCOUTREMENTS

18. **White Webbing.** Webbing consists of belt and gaiters worn together as follows:
 - a. gaiters shall be worn with the scalloped edges down, buckles to the outside, tab ends to the back and tucked into retaining loops;
 - b. webbing may be worn when proceeding to and from regular training by authorized cadets. Webbing shall not be worn during any other travel (e.g., to or from CTCs, exchanges, deployments, etc.);
 - c. webbing may be worn by the following:

- (1) guards, colour parties and other armed parties,
- (2) gun crews,
- (3) band members,
- (4) quartermasters and members of the gangway staff,
- (5) chief petty officers,
- (6) coxswains,
- (7) duty buglers,
- (8) members of side parties, and
- (9) drill teams;

- d. webbing shall only be worn with ceremonial and service orders of dress except for cadets under bayonet or cutlass training where there is a requirement to wear the web belt only, during periods of instruction.

19. **Lanyard.** Worn only with the jacket as follows:

- a. shall be worn under the collar of the jacket (not under the shoulder straps) with the knot at the level of the first fastened button (second button of the jacket from the top). The end of the lanyard shall be tucked into the inner corner of the left breast pocket with the slack of bight of the lanyard hanging 8 cm below the top of the pocket.
- b. When authorized to wear, the boatswain's or gunner's chain and call may replace the lanyard.

20. **Gunner's Chain and Call.** Worn in place of the lanyard by a single sea cadet appointed as the Coxswain of a Sea Cadet Corps, CTC or other event or activity while serving in that capacity. No other cadet is authorized to wear the Gunner's Chain and Call. Instructions for wear are as follows:

- a. chain is worn only under the collar of the jacket with the call tucked into the inner corner of the left breast pocket and the slack of bight of the chain hanging 8 cm below the top of the pocket when on duty; and
- b. chain may be worn under the collar of the sea training uniform shirt when on duty; chain is not to be worn hanging from the belt or waist.

21. **Boatswain's Chain and Call.** Worn in place of the lanyard by a sea cadet appointed as Chief Boatswain's Mate of a Corps or CTC, by the quartermaster and side parties while serving in that capacity as follows:

- a. chain is worn only under the collar of the jacket with the call tucked into the inner corner of the left breast pocket and the slack of bight of the chain hanging 8 cm below the top of the pocket when worn;
- b. chain may be worn under the collar of the C5 shirt when on duty; and
- c. chain is not to be worn hanging from the belt or waist.

ARMY AND AIR CADET ACCOUTREMENTS

22. **Lanyards, Gaiters and Cotton Gloves.** These items may be authorized by the corps / squadron / CTC CO to be worn in ceremonial parades, drill / band competitions or as identifiers for operational positions during training (e.g., RSM, Band Director). Gaiters and cotton gloves must be white in colour. The wear of black gloves is authorized for army corps affiliated with a regiment that wears black gloves. Lanyards are

worn on the left-hand side, must measure 72 to 78 cm in length and be of conservative pattern for army and air cadets. Lanyard colours are authorized as follows:

- a. Army – IAW regimental affiliation; and
- b. Air – white.

23. **White Webbing.** White plastic / nylon ceremonial belt. Authorized for wear by cadets holding command positions while on parade and by members of the guard and band. A brass buckle must anchor the belt. Brass buckles with the elemental / corps / affiliated unit badge or without badge are allowed. The wear of a black belt is also acceptable for corps which affiliated unit wears a black belt. When wearing a ceremonial belt with the jacket, the jacket belt is removed.

ANNEX A

POSITIONING OF POPPY

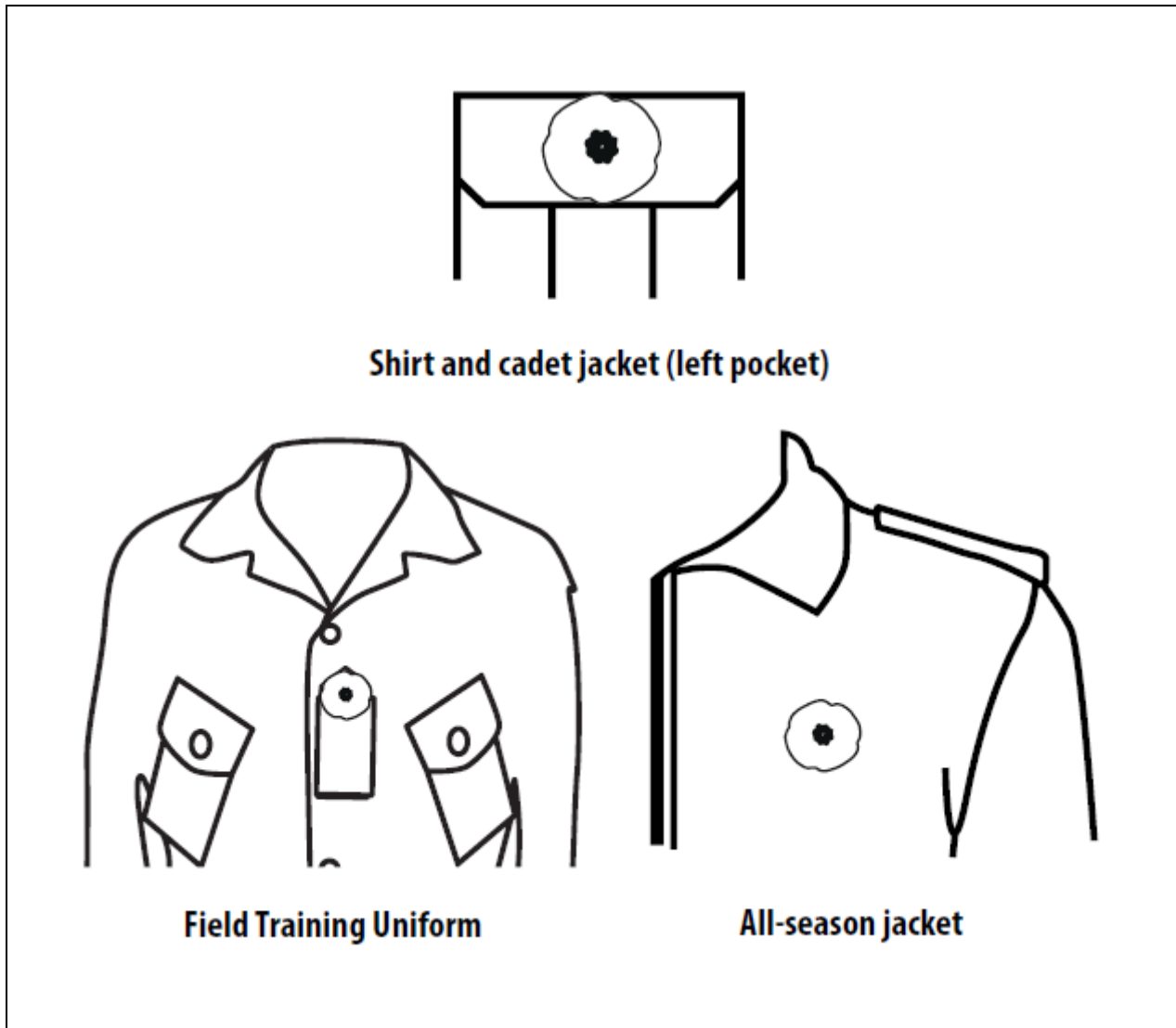


Figure 4A-A – Positioning of Poppy

CHAPTER 5

MEDALS AND OTHER HONOURS

GENERAL

1. The wearing of medals, ribbons and awards is a uniform matter governed by these Cadet Dress Instructions and CATO 13-16, National Cadet Honours and Awards.
2. Medals / ribbons / awards are not worn on outerwear.
3. A cadet may be awarded a Canadian Order, Decoration or Medal (e.g., the Queen's Jubilee Medal) as part of the Canadian Honours System (CHS). Refer to A-DH-300-000/JD-001 Canadian Honours and Awards and contact the chain of command for information regarding the wearing of these medals. Medals awarded through the National Cadet Honours and Awards are not part of the CHS. This chapter only refers to medals awarded through the National Cadet Honours and Awards.

METHOD OF MOUNTING AND WEARING ORDERS, DECORATIONS AND MEDALS

4. **Order of Precedence.** The order of precedence for medals is IAW CATO 13-16, National Cadet Honours and Awards.
5. **Wearing of Medals.** The wearing of medals is as follows:
 - a. medals shall only be worn on the jacket with C1 order of dress;
 - b. medals shall be suspended above the right breast pocket of the jacket, immediately above and centred;
 - c. when two or more medals are awarded, they shall be worn in order of precedence, without interval, with the highest priority medal closest to the centre of the chest. Medals shall hang in one row so that they are fully visible. Should this not be possible because of the number being worn, medals shall be overlapped horizontally, the one with the highest priority showing in full. Normally, five or more medals require overlapping. The maximum width of the mounting is governed by the physique of the individual. The bar shall not project beyond the arm seam of the jacket once the mounting is centred with the jacket pocket. The illustrated reference for placement of medals can be found in Figure 5A-A at Annex A; and
 - d. medals and accoutrements (C1) can be worn on formal civilian attire suitable for ceremonial occasions (e.g. business suit with jacket and tie).
6. **Wearing of Ribbons.** The wearing of ribbons is as follows:
 - a. ribbons may be worn with C3 and C3B orders of dress, except for C3B for Sea Cadets;
 - b. ribbons shall be centred immediately above the right breast pocket of the jacket or shirt. The illustrated reference for placement of ribbons can be found in Figure 5B-A at Annex B; and
 - c. when two or more ribbons are worn, they shall be worn in rows, without interval between the ribbons and the rows. A maximum of three ribbons shall be worn per row. If a fourth medal is awarded, a second row of ribbons is required. Each new row shall be centred on the lower row. Ribbons shall be worn in order of precedence from left to right of the wearer, with the highest priority ribbon closest to the centre of the chest on the top row if more than one row is required. Where a single ribbon constitutes a row it shall be centred above a

lower row. Standard arrangements of ribbons by rows are illustrated in Figure 5C-A at Annex C.

7. **Court Mountings.** Medals and ribbons may be court mounted at no cost to the public. The ribbons and medals shall be mounted on a panel, its size determined by the number of medals worn. The lower edge of the panel shall be in line with the centre of the medals. Commencing from the lower edge, each ribbon shall run up the front of the panel to the top and back down to the medal.
8. **Cadet Commendation Pin.** Reference for placement is illustrated in Figure 5D-A at Annex D.
9. **Navy League of Canada Award of Commendation.** Reference for placement is illustrated in Figure 5E-A at Annex D.

ANNEX A

ORDERS, DECORATIONS AND MEDALS

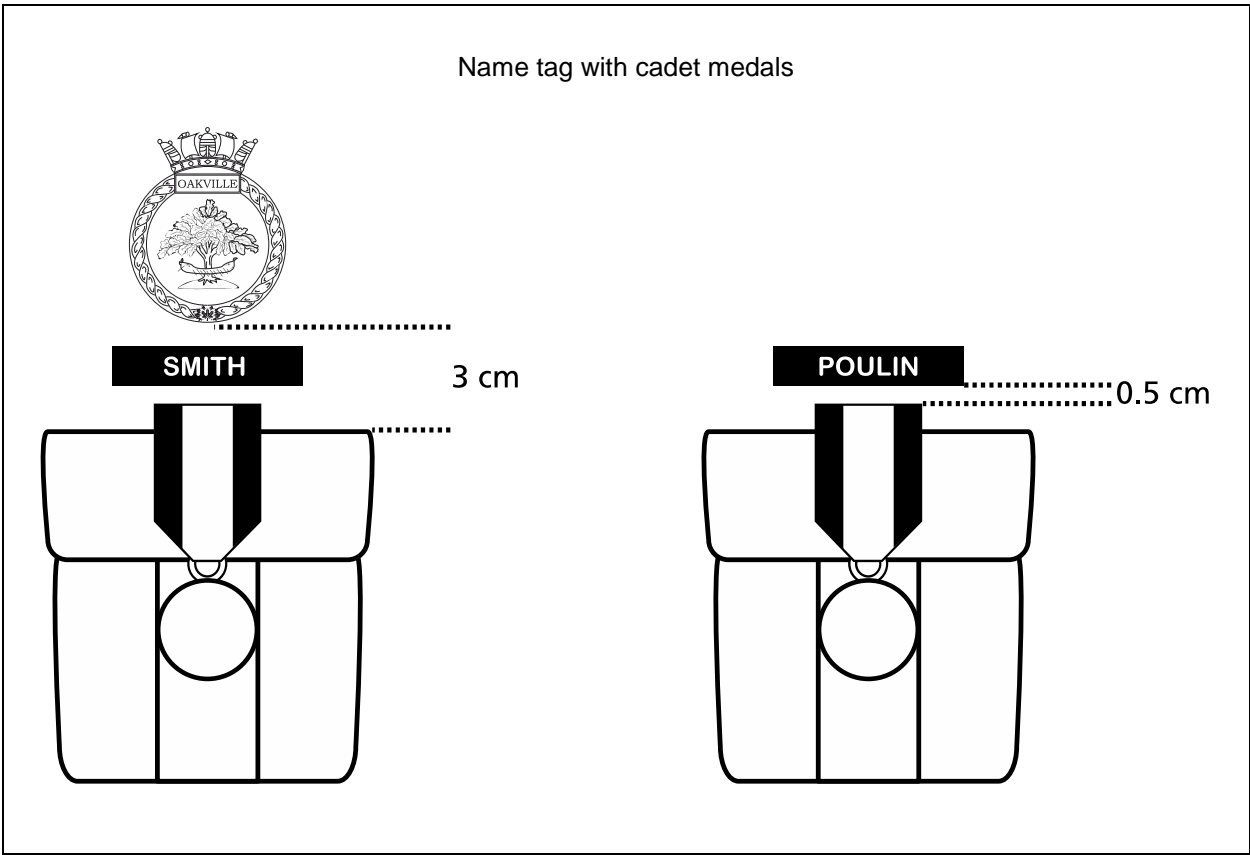


Figure 5A-A – Method of Wear for Cadet Medals

ANNEX B

UNDRESS RIBBONS

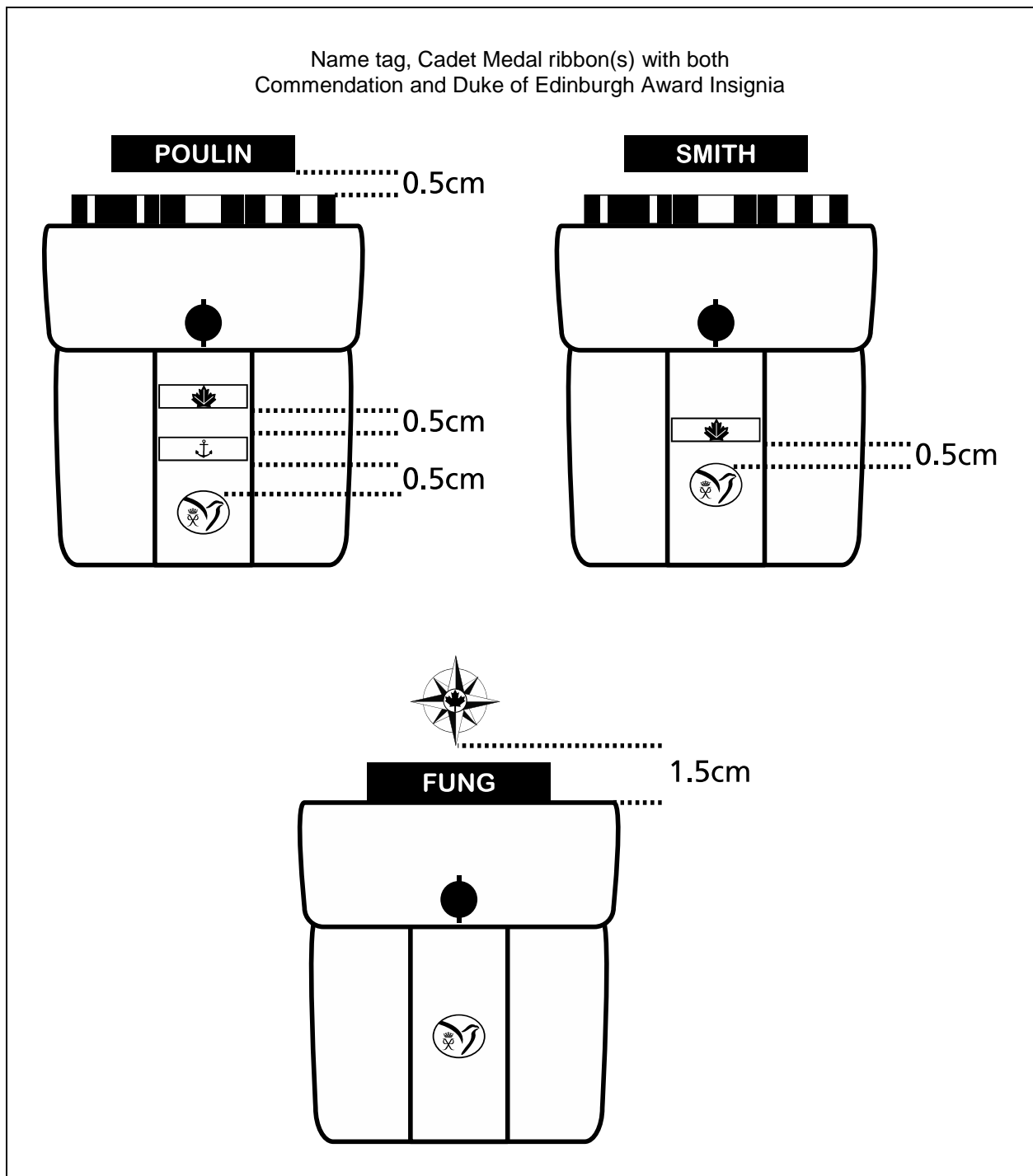


Figure 5B-A – Method of Wear of Undress Ribbons

ANNEX C
UNDRESS RIBBONS

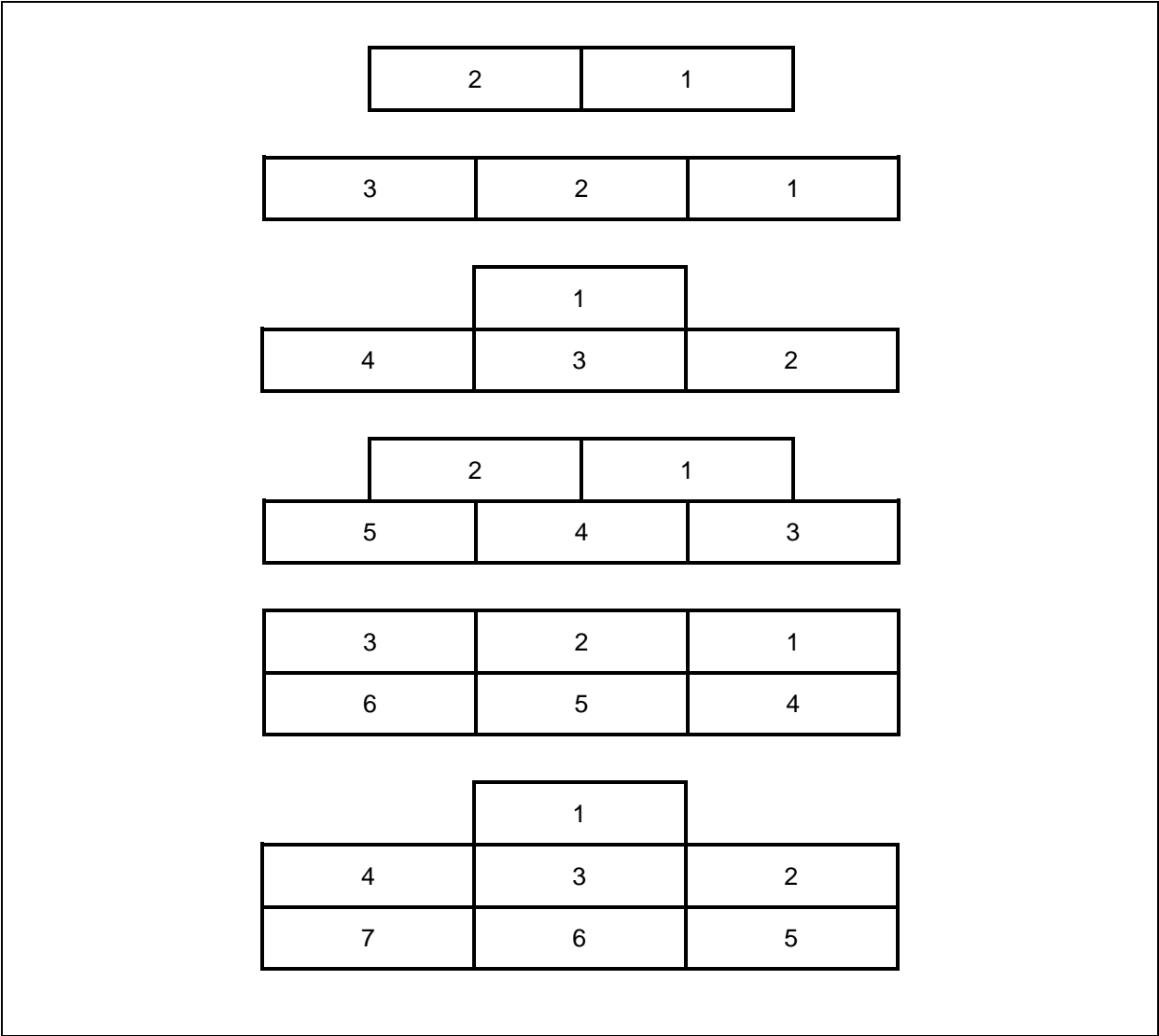


Figure 5C-A – Precedence of Undress Ribbon Rows

ANNEX D

CADET COMMENDATION PIN



Insignia	Illustration	Placement on Uniform
Command Commendation (VCDS Commendation)		<p>The VCDS Commendation Pin shall be worn centered on the left breast pocket, equidistant between the lower seam and the lower edge of the pocket flap.</p> <p>This pin is worn on the jacket or the shirt.</p>
Commander's Cadet Commendation Pin		<p>The Commander's Cadet Commendation Pin shall be worn centered on the right breast pocket, equidistant between the lower seam and the lower edge of the pocket flap.</p> <p>This pin is worn on the jacket or the shirt.</p>

Figure 5D-A – National and Organizational Insignia

ANNEX E

NAVY LEAGUE OF CANADA AWARD OF COMMENDATION


Insignia	Illustration	Placement on Uniform
Navy League of Canada Award of Commendation		<p>Pin is worn centred on the right breast pocket, equidistant between the lower seam and the lower edge of the jacket flap.</p> <p>Note :</p> <p>When the NLC commendation pin is worn with a Cadet Certificate of Commendation Pin and a Duke of Edinburgh Award pin, the three pins shall be worn on the right breast pocket equidistant between the lower seam and the lower edge of the jacket pocket flap, with 0.5 cm between the pins. The order of precedence, from top to bottom, is: Cadet Certificate of Commendation, NLC Award of Commendation and Duke of Edinburgh's Award.</p>

Figure 5E-A – National and Organizational Insignia

CHAPTER 6
ORDERS OF DRESS
SECTION 1
GENERAL

SCOPE

1. This chapter describes orders of dress, their detailed composition and provides instructions for wearing uniform items.

ORDERS OF DRESS

2. Orders of dress and their composition are detailed in the following annexes:
 - a. Annex A – Ceremonial Dress;
 - b. Annex B – Mess Dress;
 - c. Annex C – Service Dress;
 - d. Annex D – Training Dress; and
 - e. Annex E – Orders of Dress Chart.
3. The occasions for wearing each order are located on the chart in Annex E.

AUTHORIZED CADET MILITARY / PIPE BAND UNIFORMS

4. Uniforms shall not be embellished except as allowed by these instructions.
5. Cadet musicians participating in non-approved events do so as civilians and therefore are not authorized to wear their cadet uniform. A cadet participating as a civilian member of, for example, an affiliated unit band, may wear the dress and accoutrements of the affiliated unit. In this instance, the wear of cadet badges and accoutrements is not authorized.
6. Music card pouches and instrument aprons may be worn as appropriate.
7. Kilted orders of dress are authorized variations of ceremonial, mess and service dress, and are approved for wear by members of Highland and kilted Irish units and pipe bands. All items of Highland dress not supplied as issued equipment must be obtained at no cost to the public.

SECTION 2

CADET BANDS AND AFFILIATED UNIT DRESS

PIPE BANDS

SEA CADETS

8. Sea Cadet pipe band musicians, drum majors and highland dancers are authorized to wear highland dress. For these cadets, highland dress shall only be worn at parades or events where they are participating in their capacity as pipe band members.

9. The following highland dress items and accessories are authorized for Sea Cadets who are members of a pipe band:

- a. **Glengarry Headdress** – dark blue with red toorie;
- b. **Hat Badge** – Sea Cadet metal headdress insignia;
- c. **Sea Cadet Jacket (Cut-Away)** – may be modified to doublet pattern at no expense to public;
- d. **Gunshirt**;
- e. **Kilt** – Maple Leaf Tartan;
- f. **Kilt Pin**;
- g. **Hair Sporrans** – white background with black tassels with chain strap;
- h. **Hose-tops** – red diced;
- i. **Flashes** – red garter;
- j. **Spats** – white with white buttons;
- k. **Boots / Oxfords Shoes** – leather, black; and
- l. **Waist Belt** – black (pipers), white (drummers).

10. The doublet pattern service dress jacket shall be the standard service dress jacket modified locally to the approved design (see Figure 6-1-A).

11. **Authorized Optional Items.** The following optional items may be worn by Sea Cadet pipe band members, but are not to be procured at public expense:

- a. **Sgian Dubh** – worn inserted in the top of the hose in the right leg;
- b. **Leopard Skin** – for bass and tenor drummers; and
- c. **Drum Major's Sash.**

ARMY CADETS

12. Army cadets corps affiliated with Highland or Kilted Regiments may dress cadets and cadet musicians in a Highland uniform IAW the dress regulations of the affiliated unit as recommended by the affiliated unit CO and supported by RCSU CO and authorized by Comd Natl CJCR Sp Gp.

13. Where the corps is not affiliated with Highland or Kilted Regiment, cadets are not authorized to wear kilts or other highland dress items unless they are pipe band members.

14. The following represents the Army Cadet Orders of Highland Dress, for corps who are not affiliated with a Highland / Kilted Regiment. These orders of dress must be worn in their entirety. The following are authorized highland dress items and accessories:

- a. **Glengarry Headdress** – dark blue with red and black diced band border (plain – no dice for pipers) and red toorie;
- b. **Hat Badge** – same as worn by the cadet corps;
- c. **Army Cadet Jacket** – standard male or female, may be modified to doublet pattern (cut-away jacket);
- d. **Shirt** – with necktie;
- e. **Kilt** – Maple Leaf Tartan;
- f. **Kilt Pin**;
- g. **Hair Sporrán** – white background with black tassels, with chain strap;
- h. **Leather Sporrán** – with leather or chain strap;
- i. **Hose-tops** – red diced;
- j. **Hose** – Lovat green;
- k. **Flashes** – red garter;
- l. **Spats** – white with white buttons;
- m. **Boots / Oxford shoes** – leather, black; and
- n. **Waist Belt** – black (pipers), white (drummers).

15. The doublet pattern service dress jacket shall be the standard service dress jacket modified locally to the approved design (see Figure 6-1-A).

16. **Authorized Optional Items.** The following list indicates in general terms, optional items which may be worn by members of cadet corps affiliated with Highland and kilted Irish regiments or pipe band members:

- a. **Sgian Dubh** – inserted in the top of the hose on the right leg;
- b. **Leopard Skin** – for bass and tenor drummers;
- c. **Sash** – Cadet MWOs / WOs / Sgts / may wear a sash (if affiliated with an infantry unit); and
- d. **Drum Major's Sash.**

AIR CADETS

17. Air Cadet pipe band musicians, drum majors and highland dancers are authorized to wear highland dress. For these cadets, highland dress shall only be worn at parades or events where they are participating in their capacity as pipe band members.

18. The following represents the Air Cadet Highland Orders of Dress:

- a. **Glengarry Headdress** – dark blue with diced band border (plain / no dice for pipers) and blue toorie;
- b. **Hat Badge** – Air Cadet metal headdress insignia;
- c. **Air Cadet Jacket** – may be modified to doublet pattern;
- d. **Shirt** – with necktie;
- e. **Kilt** – Royal Canadian Air Force (RCAF) tartan or Maple Leaf Tartan;
- f. **Kilt Pin**;
- g. **Sporran** – white background with black tassels, with chain strap;
- h. **Hose-tops** – Airforce tartan;
- i. **Flashes**;

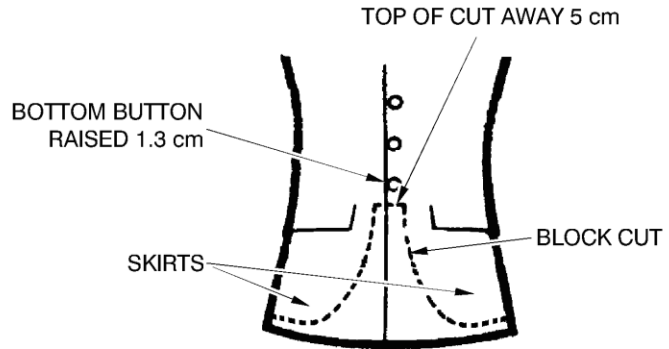
- j. **Spats** – white with white buttons;
 - k. **Boots / Oxford Shoes** – leather, black; and
 - l. **Waist Belt** – black (pipers), white (drummers).
19. **Authorized Optional Items.** Authorized optional items are:
- a. **Sgian Dubh** – inserted in the top of the hose on the right leg;
 - b. **Leopard Skin** – for bass and tenor drummers; and
 - c. **Drum Major's Sash.**

DRESS JACKET – DOUBLET PATTERN**NOTE**

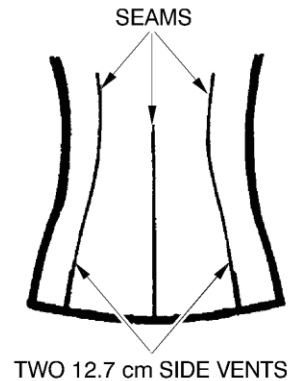
Male jacket illustrated. Modifications to the female jacket shall conform.

BLOCK CUT

- The bottom button on the jacket shall be raised 1.3 cm and a new button hole made.
- With the jacket buttons done up to ensure proper measurement, a block cut 5 cm wide, measured horizontally from the center of the bottom button, shall be made along a line of the original button hole.

**VENTS**

- The center rear vent of the jacket shall be sewn closed and then replaced with two 12.7 cm long side vents, opened on the vertical side seams.

**SKIRTS**

- The skirt of the jacket shall be lined with canvas for stiffening.
- Where required, the skirt length shall be adjusted to a line horizontal with the lower curvature of the buttocks.

FACING

- A 2.5 cm x 12.7 cm facing of service dress material shall be sewn vertically to the underside of the flap at both side vents.

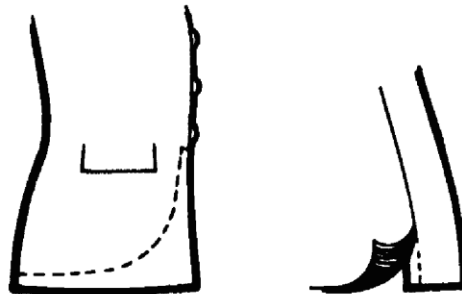


Figure 6-1-A – Kilted Dress – Jacket Modifications

ANNEX A

CEREMONIAL DRESS – C1

1. **Introduction.** This annex and Figure 6A-A to Figure 6A-J describe ceremonial dress.
2. Rifle regiments may wear black accoutrements in lieu of white, black necktie, and wedge cap in approved colours and design IAW regimental custom.

ANNEX A
CEREMONIAL DRESS











	C1A Medals	C1H Medals	C1H Short Sleeve	C1 Traditional
SEA				
ARMY				N/A
AIR				N/A
<p>Notes:</p> <p>C1 – Same as C1A with accoutrements.</p> <p>C1A – Same as C1 without accoutrements.</p> <p>C1H – Same as C1A with Highland Dress.</p> <p>C1H – Short Sleeve</p>				

Figure 6A-A – Ceremonial Dress

ANNEX A
CEREMONIAL DRESS – SEA


ORDER OF DRESS C1A	COMPOSITION	AUTHORIZED CLOTHING, ACCOUTREMENTS AND ACCESSORIES
	<ul style="list-style-type: none">• Seaman’s cap with cap tally.• Gunshirt.• Lanyard.• Jacket with belt.• Trousers.• Belt.• Boots.• Socks.• Medals.• Pins.• Corps badge.	<ul style="list-style-type: none">• Name tag.• White gloves.• White belt and white gaiters.• Cutlass.• When authorized, the boatswain’s or gunner’s call and chain may replace the lanyard.

Figure 6A-B – Ceremonial Dress – Sea

ANNEX A

CEREMONIAL DRESS – ARMY

ORDER OF DRESS C1A	COMPOSITION	AUTHORIZED CLOTHING, ACCOUTREMENTS AND ACCESSORIES
	<ul style="list-style-type: none">• Beret.• Cloth / metal cap badge.• Shirt.• Necktie.• Jacket with belt.• Trousers.• Belt• Boots.• Socks.• Medals.• Pins.• Cloth Parachutist badge.	<ul style="list-style-type: none">• Name tag.• Cadet MWOs / WOs / Sgts may wear a sash (if affiliated with an infantry unit).• When medals are worn, the cadet may elect to wear the sash over the medals or not wear the sash.• Lanyard.• White or black webbing.• White or black gloves.

Figure 6A-C – Ceremonial Dress – Army

ANNEX A

CEREMONIAL DRESS – AIR


ORDER OF DRESS C1A	COMPOSITION	AUTHORIZED CLOTHING, ACCOUTREMENTS AND ACCESSORIES
	<ul style="list-style-type: none">• Wedge.• Cloth cap badge.• Shirt.• Necktie.• Jacket with belt.• Trousers.• Belt.• Boots.• Socks.• Medals.• Pins.• Cloth glider / power pilot badge.	<ul style="list-style-type: none">• Name tag.• Lanyard.• White webbing and gloves.

Figure 6A-D – Ceremonial Dress – Air

ANNEX A

CEREMONIAL DRESS – HIGHLAND – SEA


ORDER OF DRESS C1H	COMPOSITION	AUTHORIZED CLOTHING, ACCOUTREMENTS AND ACCESSORIES
	<p>SEA</p> <ul style="list-style-type: none">• Glengarry Headdress with Sea Cadet metal headdress insignia.• Gunshirt.• Lanyard.• Sea cadet jacket (cut-away).• Kilt.• Kilt pin.• Belt – white or black.• Hair sporran.• Hosetops.• Flashes, garter.• Spats.• Boots / oxford shoes.• Medals.• Pinned insignia.	<ul style="list-style-type: none">• Name tag.• Sgian Dubh.• Leopard Skin (bass / tenor drummers).• Drum Major's Sash.

Figure 6A-E – Ceremonial Dress – Highland – Sea

ANNEX A

CEREMONIAL DRESS – HIGHLAND – ARMY


ORDER OF DRESS C1H	COMPOSITION	AUTHORIZED CLOTHING, ACCOUTREMENTS AND ACCESSORIES
	<ul style="list-style-type: none">• Glengarry Headdress with cadet metal headdress insignia.• Shirt.• Tie.• Environmental cadet jacket (cut-away).• Belt – white or black.• Kilt.• Kilt Pin.• Hair sporran.• Hosetops.• Flashes, garter.• Spats, white• Shoes / Brogues / Boots.• Medals.• Pinned insignia.	<ul style="list-style-type: none">• Name tag.• Sgian Dubh.• Leopard Skin (bass / tenor drummers).• Drum Major's Sash.• Sash – Army Cadet MWOs / WOs / Sgts may wear a sash (only if affiliated with an infantry unit).

Figure 6A-F – Ceremonial Dress – Highland – Army

ANNEX A

CEREMONIAL DRESS – HIGHLAND – AIR


ORDER OF DRESS C1H	COMPOSITION	AUTHORIZED CLOTHING, ACCOUTREMENTS AND ACCESSORIES
	<ul style="list-style-type: none">• Glengarry Headdress with cadet metal headdress insignia.• Shirt.• Tie.• Environmental cadet jacket (cut-away).• Belt – white or black.• Kilt.• Kilt Pin.• Hair sporran.• Hosetops.• Flashes, garter.• Spats, white• Shoes / Brogues / Boots.• Medals.• Pinned insignia.	<ul style="list-style-type: none">• Name tag.• Sgian Dubh.• Leopard Skin (bass / tenor drummers).• Drum Major's Sash.

Figure 6A-G – Ceremonial Dress – Highland – Air

ANNEX A

CEREMONIAL DRESS – HIGHLAND – SEA


ORDER OF DRESS C1H Short Sleeve	COMPOSITION	AUTHORIZED CLOTHING, ACCOUTREMENTS AND ACCESSORIES
	<ul style="list-style-type: none">• Glengarry Headdress with Sea Cadet metal headdress insignia.• Gunshirt.• Kilt.• Kilt Pin.• Belt – white or black.• Hair sporran.• Hosetops.• Flashes, garter.• Spats.• Boots / oxford shoes.	<ul style="list-style-type: none">• Sgian Dubh.• Leopard Skin (bass / tenor drummers).• Drum Major's Sash.

Figure 6A-H – Ceremonial Dress – Highland – Sea

ANNEX A

CEREMONIAL DRESS – HIGHLAND – ARMY


ORDER OF DRESS C1H Short Sleeve	COMPOSITION	AUTHORIZED CLOTHING, ACCOUTREMENTS AND ACCESSORIES
	<ul style="list-style-type: none">• Glengarry Headdress with Cadet metal headdress insignia.• Shirt.• Kilt.• Kilt Pin.• Boots.• Hosetops.• Flashes, garter.• Spats, white.• Belt – white or black.• Sporran, hair / leather.• Ribbons.• Pinned insignia.	<ul style="list-style-type: none">• Name tag.• Sgian Dubh.• Leopard Skin (bass / tenor drummers).• Drum Major's Sash.• Sash – Army Cadet MWOs / WOs / Sgts may wear a sash (only if affiliated with an infantry unit).

Figure 6A-I – Ceremonial Dress – Highland – Army

ANNEX A

CEREMONIAL DRESS – HIGHLAND – AIR


ORDER OF DRESS C1H Short Sleeve	COMPOSITION	AUTHORIZED CLOTHING, ACCOUTREMENTS AND ACCESSORIES
	<p>ARMY / AIR</p> <ul style="list-style-type: none">• Glengarry Headdress with Cadet metal headdress insignia.• Shirt.• Tie (optional)• Kilt.• Kilt Pin.• Boots.• Hosetops.• Flashes, garter.• Spats, white.• Belt – white or black.• Sporran, hair / leather.• Ribbons.• Pinned insignia.	<ul style="list-style-type: none">• Name tag.• Sgian Dubh.• Leopard Skin (bass / tenor drummers).• Drum Major's Sash.

Figure 6A-J – Ceremonial Dress – Highland – Air

ANNEX A

CEREMONIAL DRESS – SEA, TRADITIONAL

1. Traditional Sea Ceremonial Dress to be promulgated.

ANNEX B

MESS DRESS – C2

1. **Introduction.** This annex and Figure 6B-A to Figure 6B-F describe cadet mess dress.
2. C2 (mess dress) is an optional uniform for wear in lieu of C1 (ceremonial dress) when formal dress is considered appropriate.
3. **Outerwear.** The following outerwear may be worn or carried with mess dress as appropriate:
 - a. all-season jacket; and
 - b. gloves, black (worn with the all-season jacket for winter dress instructions).

ANNEX B
MESS DRESS






	C2 Common	C2 Highland
SEA		N/A
ARMY		
AIR		

Figure 6B-A – Ceremonial Dress

ANNEX B
MESS DRESS – SEA


ORDER OF DRESS C2	COMPOSITION	AUTHORIZED CLOTHING, ACCOUTREMENTS AND ACCESSORIES
	<ul style="list-style-type: none">• Environmental dress shirt (white dress shirt optional).• Necktie (black bow tie optional).• Sea cadet lanyard (without tie).• Jacket.• Trousers with belt.• Boots.• Socks.• Ribbons.• Pins.	<ul style="list-style-type: none">• When authorized to wear, the boatswain's or gunner's chain and call may replace the lanyard (Sea).

Figure 6B-B – Mess Dress – Sea

ANNEX B

MESS DRESS – ARMY


ORDER OF DRESS C2	COMPOSITION	AUTHORIZED CLOTHING, ACCOUTREMENTS AND ACCESSORIES
	<ul style="list-style-type: none">• Environmental dress shirt (white dress shirt optional).• Necktie (black bow tie optional).• Jacket.• Trousers with belt.• Boots.• Socks.• Ribbons.• Pins.	

Figure 6B-C – Mess Dress – Army

ANNEX B

MESS DRESS – AIR


ORDER OF DRESS C2	COMPOSITION	AUTHORIZED CLOTHING, ACCOUTREMENTS AND ACCESSORIES
	<ul style="list-style-type: none">• Environmental dress shirt (white dress shirt optional).• Necktie (black bow tie optional).• Jacket.• Trousers with belt.• Boots.• Socks.• Ribbons.• Pins.	

Figure 6B-D – Mess Dress – Air

ANNEX B

MESS DRESS – HIGHLAND – ARMY


ORDER OF DRESS C2 Highland	COMPOSITION	AUTHORIZED CLOTHING, ACCOUTREMENTS AND ACCESSORIES
	<ul style="list-style-type: none">• Environmental dress shirt (white dress shirt optional).• Necktie (black bow tie optional).• Cadet jacket (cut-away).• Kilt.• Kilt Pin.• Belt – white or black.• Hair sporran.• Hosetops.• Flashes, garter.• Spats.• Boots / oxfords shoes.• Ribbons.• Pins.	

Figure 6B-E – Mess Dress – Highland – Army

ANNEX B

MESS DRESS – HIGHLAND – AIR


ORDER OF DRESS C2 Highland	COMPOSITION	AUTHORIZED CLOTHING, ACCOUTREMENTS AND ACCESSORIES
	<ul style="list-style-type: none">• Environmental dress shirt (white dress shirt optional).• Necktie (black bow tie optional).• Cadet jacket (cut-away).• Kilt.• Kilt Pin.• Belt – white or black.• Hair sporran.• Hosetops.• Flashes, garter.• Spats.• Boots / oxfords shoes.• Ribbons.• Pins.	

Figure 6B-F – Mess Dress – Highland – Air










ANNEX C

SERVICE DRESS – C3

1. This annex and Figures 6C-A – 6C-M describe environmental service dress.
2. Ribbons, flying, specialist, and qualification badges shall be worn.
3. Jackets may be removed as required.

ANNEX C

SERVICE DRESS

	C3 Ribbons	C3B Short Sleeve	C3E	C3F
SEA			Image to be created	N/A
ARMY		 	Image to be created	Image to be created
AIR				

Notes:

1. C3 – Daily duty dress.
2. C3A – Same as C3 without jacket. (Army and Air Cadets only).
3. C3B – Routine duty dress.
4. C3C – Same as C3 without tie (shirt collar is brought out above tunic collar for Army and Air Cadets only).
5. C3D – Same as C3, except shirt is replaced by crewneck sweater. (Army and Air Cadets only).
6. C3E – Service and travel dress. Same as C3 except shirt is replaced by t-shirt. Jacket carried or worn during travel.
7. C3F – Same as C3D less tunic. (Army and Air Cadets only).
8. C3 Highland – Same as C1A except the leather sporran shall be worn and white / lovat-green hose shall be worn in place of the hose-tops and spats for training and duty in all seasons. The blackcock feather shall not be worn.

C3 – Highland trousers. Same as C3 except the cadet trousers and jacket shall be worn in place of the kilt and cut away jacket doublet pattern. Sporrans, lovat-green hose and garter flashes shall not be worn. Medal ribbons are worn on the jacket. Brogue / oxford shoes are authorized where available.

Figure 6C-A – Service Dress

ANNEX C
SERVICE DRESS – SEA


ORDER OF DRESS C3	COMPOSITION	AUTHORIZED CLOTHING, ACCOUTREMENTS AND ACCESSORIES
 An illustration of a person in a dark navy blue uniform. They are wearing a white-topped seaman's cap with a black band that has 'MARITIME CANADIAN SEA CADET' in gold lettering. The uniform consists of a jacket with a white lanyard, a white belt, and dark trousers. On the left chest, there is a gold anchor emblem and a row of colorful ribbons. On the right chest, there is a red and white corps badge. The person is standing with their hands behind their back, wearing black boots.	<ul style="list-style-type: none">• Seaman's cap with cap tally.• Gunshirt.• Lanyard.• Jacket with belt.• Trousers.• Belt.• Boots.• Socks.• Ribbons.• Pins.• Corps badge.	<ul style="list-style-type: none">• Name tag.• White belt and white gaiters.• Corps badge.• When authorized, the boatswain's or gunner's chain and call may replace the lanyard.

Figure 6C-B – Service Dress – Sea

ANNEX C
SERVICE DRESS – ARMY


ORDER OF DRESS C3	COMPOSITION	AUTHORIZED CLOTHING, ACCOUTREMENTS AND ACCESSORIES
 An illustration of a person in Army Service Dress C3 uniform. The person is wearing a dark green beret with a red maple leaf badge, a dark green jacket with a white shirt and dark tie, and dark green trousers. The jacket has a belt and a name tag. The person is standing with hands behind their back.	<ul style="list-style-type: none">• Beret.• Cloth / metal cap badge.• Shirt.• Necktie.• Jacket with belt.• Trousers.• Belt.• Boots.• Socks.• Ribbons.• Pins.• Cloth Parachutist badge.	<ul style="list-style-type: none">• Name tag.• If open necked order of dress is worn, shirt collar shall be outside and over jacket collar.• Cadet MWOs / WOs / Sgts may wear a sash.

Figure 6C-C – Service Dress – Army

ANNEX C
SERVICE DRESS – AIR


ORDER OF DRESS C3	COMPOSITION	AUTHORIZED CLOTHING, ACCOUTREMENTS AND ACCESSORIES
 An illustration of a person in Air Force Service Dress C3 uniform. The person is wearing a dark blue tunic with a matching belt, dark blue trousers, and a dark blue peaked cap. The tunic has a light blue shirt and a dark tie underneath. There are several pockets on the tunic, including two chest pockets with ribbons and a pilot's badge on the left chest. The person is standing with their hands behind their back.	<ul style="list-style-type: none">• Wedge.• Cloth cap badge.• Shirt.• Necktie.• Jacket with belt.• Trousers.• Belt.• Boots.• Socks.• Ribbons.• Pins.• Cloth glider / power pilot badge.	<ul style="list-style-type: none">• Name tag.• If open necked order of dress is worn, shirt collar shall be outside and over jacket collar.

Figure 6C-D – Service Dress – Air

ANNEX C

SERVICE DRESS – SEA


ORDER OF DRESS C3B	COMPOSITION	AUTHORIZED CLOTHING, ACCOUTREMENTS AND ACCESSORIES
 A full-body illustration of a sailor in service dress uniform. The sailor is wearing a white short-sleeved gunshirt with a dark collar and dark trousers. A dark belt with a gold-colored buckle is worn around the waist. The sailor is also wearing a white seaman's cap with a gold band that reads "ROYAL CANADIAN SEA CADET". The sailor is standing with hands behind their back, wearing dark boots.	<ul style="list-style-type: none">• Seaman's cap with cap tally.• Gunshirt.• Gunshirt rank insignia.• Trousers.• Belt.• Boots.• Socks.	<ul style="list-style-type: none">• White belt and white gaiters.

Figure 6C-E – Service Dress – Sea

ANNEX C
SERVICE DRESS – ARMY


ORDER OF DRESS C3B	COMPOSITION	AUTHORIZED CLOTHING, ACCOUTREMENTS AND ACCESSORIES
 An illustration of a Canadian Army soldier in service dress uniform. The soldier is wearing a dark green beret with a red maple leaf badge, a light green short-sleeved button-down shirt with rank insignia on the shoulders and a name tag on the left chest, dark green trousers, a black belt with a gold buckle, and black boots. The soldier's hands are behind their back.	<ul style="list-style-type: none">• Beret.• Cloth / metal cap badge.• Shirt.• Rank slip-ons.• Trousers.• Belt.• Boots.• Socks.• Ribbons.• Pins.	<ul style="list-style-type: none">• Name tag.• Metal parachutist wings.

Figure 6C-F – Service Dress – Army

ANNEX C
SERVICE DRESS – AIR


ORDER OF DRESS C3B	COMPOSITION	AUTHORIZED CLOTHING, ACCOUTREMENTS AND ACCESSORIES
 A full-body illustration of a person in Air Force Service Dress uniform. The person is wearing a dark blue wedge cap with a gold-colored cloth cap badge. The uniform consists of a light blue short-sleeved button-down shirt with dark blue epaulettes and a rank slip-on on the left chest. The shirt has two chest pockets with buttoned flaps. The person is wearing dark blue trousers with a black belt and black dress shoes. The person's hands are behind their back.	<ul style="list-style-type: none">• Wedge.• Cloth cap badge.• Shirt.• Rank slip-ons.• Trousers.• Belt.• Boots.• Socks.• Ribbons.• Pins.	<ul style="list-style-type: none">• Name tag.• Metal pilot / glider wings.

Figure 6C-G – Service Dress – Air

ANNEX C

SERVICE DRESS – HIGHLAND


ORDER OF DRESS C3B	COMPOSITION	AUTHORIZED CLOTHING, ACCOUTREMENTS AND ACCESSORIES
	<p>ARMY</p> <ul style="list-style-type: none">• Glengarry Headdress with Cadet metal headdress insignia.• Shirt.• Kilt.• Kilt Pin.• Boots.• Hosetops.• Flashes, garter.• Spats, white.• Belt – white or black.• Sporran, hair / leather.• Ribbons.• Pined insignia.	<ul style="list-style-type: none">• Name tag.

Figure 6C-H – Service Dress – Highland

ANNEX C

SERVICE DRESS / TRAVEL DRESS – SEA


ORDER OF DRESS C3E	COMPOSITION	AUTHORIZED CLOTHING, ACCOUTREMENTS AND ACCESSORIES
 <p>Image to be created</p>	<ul style="list-style-type: none">• Seaman’s cap with cap tally.• Black t-shirt.• Lanyard.• Jacket with belt. Jacket worn or carried.• Trousers.• Belt.• Boots.• Socks.• Ribbons.• Pins.• Corps badge.	<ul style="list-style-type: none">• Name tag.

Figure 6C-I – Travel Dress – Sea

ANNEX C

SERVICE DRESS / TRAVEL DRESS – ARMY

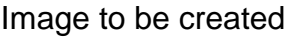
ORDER OF DRESS C3E	COMPOSITION	AUTHORIZED CLOTHING, ACCOUTREMENTS AND ACCESSORIES
	<ul style="list-style-type: none">• Beret.• Cloth / metal cap badge.• Green t-shirt.• Jacket with belt.• Trousers.• Belt.• Boots.• Socks.• Ribbons.• Pins.• Cloth Parachutist badge.	<ul style="list-style-type: none">• Name tag.

Figure 6C-J – Service Dress / Travel Dress – Army

ANNEX C

SERVICE DRESS / TRAVEL DRESS – AIR


ORDER OF DRESS C3E	COMPOSITION	AUTHORIZED CLOTHING, ACCOUTREMENTS AND ACCESSORIES
	<ul style="list-style-type: none">• Wedge.• Cloth cap badge.• Blue t-shirt.• Jacket with belt. Jacket worn or carried.• Trousers.• Belt.• Boots.• Socks.• Ribbons.• Pins.• Cloth glider / power pilot badge.	<ul style="list-style-type: none">• Name tag.

Figure 6C-K – Service Dress / Travel Dress – Air

ANNEX C
SERVICE DRESS – ARMY

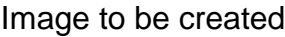
ORDER OF DRESS C3F	COMPOSITION	AUTHORIZED CLOTHING, ACCOUTREMENTS AND ACCESSORIES
	<ul style="list-style-type: none">• Beret.• Cloth / metal cap badge.• Green t-shirt.• Trousers.• Belt.• Boots.• Socks.	

Figure 6C-L – Service Dress – Army

ANNEX C
SERVICE DRESS – AIR


ORDER OF DRESS C3F	COMPOSITION	AUTHORIZED CLOTHING, ACCOUTREMENTS AND ACCESSORIES
 A full-body illustration of a person in Air Force Service Dress uniform. The person is wearing a dark blue short-sleeved t-shirt, light blue trousers, a black belt with a silver buckle, and black dress shoes. They are also wearing a dark blue wedge cap with a gold-colored cap badge. The person's hands are behind their back.	<ul style="list-style-type: none">• Wedge.• Cloth cap badge.• Blue t-shirt.• Trousers.• Belt.• Boots.• Socks.	

Figure 6C-M – Service Dress – Air

ANNEX D
TRAINING DRESS – C5

SEA TRAINING UNIFORM (STU)

1. A corps or black ball cap shall be worn with STU.

NAVAL COMBAT DRESS (NCD)

2. A corps ball cap or ship's ball cap may be worn with naval combat dress.

FIELD TRAINING UNIFORM (FTU)

3. The following may be worn: wide-brimmed tan summer hat, beret, toque, turban, balmoral, Glengarry, caubeen and khaki tam o' shanter.

FLYING CLOTHING







4. The following headdress may be worn with flying clothing: wedge cap, beret, wide-brimmed tan summer hat, turban and toque.

SPORTS CLOTHING

5. Authorized physical fitness training, other occasions as ordered. Civilian sports attire must be conservative and no markings that could be deemed to be offensive or otherwise reflect discredit on the Cadet Program.

ANNEX D

TRAINING DRESS

	C5	C5A	C5B	C5C	C5E
SEA		Image to be created	To be promulgated	Image to be created	
ARMY		Image to be created	N/A	N/A	
AIR	To be promulgated	Image to be created		N/A	

Notes:

C5 – A functional order of dress when participating in sea or field training activities or activities where a requirement exists to protect the dress uniform or personal clothing; CTC by staff cadets occupying a position that warrants the wear of this uniform; CTC by cadets participating in selected courses; and other occasions as ordered.

C5A – Same as C5, without the sea training shirt and field training shirt.

C5B – Field Training Uniform for Sea Cadets and Flight Suit for Air Cadets.

C5C – Same as C5B, without field training shirt.

C5E – Issued or civilian, as directed by CTC or Unit

Figure 6D-A – Training Dress

ANNEX D
TRAINING DRESS – SEA


ORDER OF DRESS C5	COMPOSITION	AUTHORIZED CLOTHING, ACCOUTREMENTS AND ACCESSORIES
	<ul style="list-style-type: none">• Issued ball cap or wide-brimmed tan summer hat.• Postman blue shirt.• Black t-shirt.• Rank slip-ons.• Trousers and belt.• Socks.• Boots (alternative footwear may be authorized based on the activity).	<ul style="list-style-type: none">• Appointment brassard.• When authorized, boatswain’s or gunner’s chain and call may be worn with the shirt.• Shirt may be worn with sleeves extended or rolled above the elbows.• Name tag (nametape optional).
<p>Note: C5A – Same as C5 less Blue Shirt. Appointment brassard may be worn.</p>		

Figure 6D-B – Training Dress – Sea

ANNEX D

TRAINING DRESS – ARMY


ORDER OF DRESS C5	COMPOSITION	AUTHORIZED CLOTHING, ACCOUTREMENTS AND ACCESSORIES
	<ul style="list-style-type: none">• Beret / turban with Army Cadet headaddress insignia, turban, toque or wide-brimmed tan summer hat.• Field shirt.• Rank slip-ons.• Olive green / corps / CTC t-shirt.• Field pants and belt.• Socks.• Field boots (alternative footwear may be authorized when necessary based on the activity).	<ul style="list-style-type: none">• Appointment brassard.• Name tape optional.• Lanyard. May be worn to indicate nominations to particular positions at the corps / CTC. <p>Note:</p> <ul style="list-style-type: none">• Beret colour determined by regimental affiliation.• May be worn under the all-season jacket. <p>Shirt may be worn with sleeves extended or rolled above the elbows.</p>
<p>Note: C5A / C5C – Same as C5 / C5B, without the field training shirt.</p>		

Figure 6D-C – Training Dress / Field Training Uniform – Army

ANNEX D

TRAINING DRESS – AIR

1. Training Dress / Field Training Uniform – Air to be promulgated.

ANNEX D

TRAINING DRESS – SEA

1. Field Training Uniform – Sea to be promulgated.

ANNEX D

TRAINING DRESS – AIR


ORDER OF DRESS C5B	COMPOSITION	AUTHORIZED CLOTHING, ACCOUTREMENTS AND ACCESSORIES
	<ul style="list-style-type: none">• Flight suit.• Issued ball cap.• Blue t-shirt.• Rank slip-ons.• Socks.• Boots (alternative footwear may be authorized based on the activity).	<ul style="list-style-type: none">• Name tape only (worn on the front right side above the zippered pocket).• Sqn badge (worn on the right shoulder).• Aircraft badge (worn on the left shoulder).• Cloth glider / power pilot badge (worn on the front left side above the zippered pocket).• Glider pilot instructor course badge (worn on front left side under the zippered pocket).

Figure 6D-E – Training Dress – Air

ANNEX D
TRAINING DRESS – SPORTS

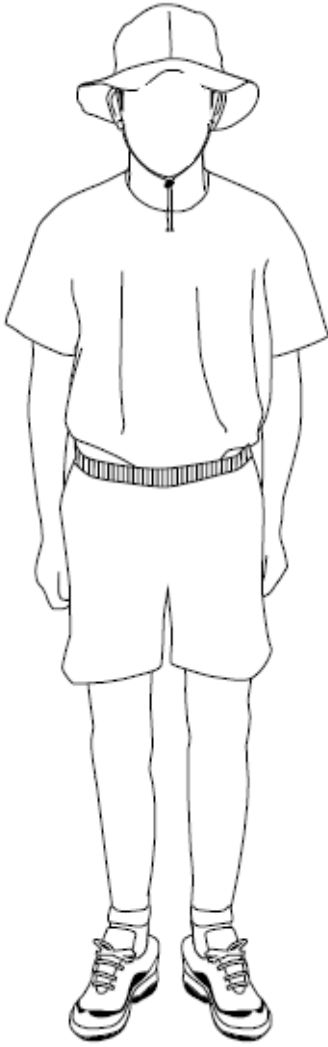
ORDER OF DRESS C5E	COMPOSITION	AUTHORIZED CLOTHING, ACCOUTREMENTS AND ACCESSORIES
	<p>Personal or issued:</p> <ul style="list-style-type: none">• Ball cap; or wide brimmed tan summer hat (CTC only). (Headdress is optional for indoor sports activities).• Black t-shirt.• Shorts.• Socks or white sport socks.• Runners.	<ul style="list-style-type: none">• Appointment or rank brassard.• No name tag or tape.

Figure 6D-F – Training Dress – Sports

ANNEX E
ORDERS OF DRESS

CATEGORY	ORDER NO.	OCCASIONS WHEN WORN
CEREMONIAL DRESS	C1	A formal order of dress, worn on occasion including: <ul style="list-style-type: none"> a. formal ceremonies or parades; b. guards of honour; and c. church services or parades.
TRADITIONAL HIGHLAND DRESS	C1	To be promulgated.
	C1H	A formal or routine order of dress for Highland units and pipe bands.
MESS DRESS	C2	Optional formal order of dress worn on the following occasions: <ul style="list-style-type: none"> a. mess or formal dinners; and b. other occasions as ordered.
SERVICE DRESS	C3	Routine daily duty.
	C3A	At the discretion of corps / squadron CO
	C3B	At the discretion of corps / squadron CO
	C3C	At the discretion of corps / squadron CO
	C3D	At the discretion of corps / squadron CO
	C3E	Travel dress. Service dress at the discretion of corps / squadron CO
	C3F	At the discretion of corps / squadron CO
TRAINING DRESS	C5	A functional order of dress worn when participating in specific environmental training such as seamanship, marksmanship, garrison / field training or flying.
	C5A	At the discretion of corps / squadron CO
	C5B	At the discretion of corps / squadron CO
	C5C	At the discretion of corps / squadron CO
	C5E	At the discretion of CTC / corps / squadron CO

Page intentionally left blank.

CHAPTER 7
JUNIOR CANADIAN RANGERS
APPEARANCE AND DRESS INSTRUCTIONS

GENERAL

1. The appearance of the Junior Canadian Rangers (JCR) shall, on all occasions, be such as to reflect credit on the Canadian Armed Forces (CAF) and the JCR Programme.

RESPONSIBILITIES

2. All those involved in the JCR Programme shall:
- a. become acquainted with and obey all regulations and instructions for the performance of their duties; and
 - b. conform to the established policies of the JCR Programme.

UNIFORM

3. All JCR are issued clothing as outlined in the Scale of Issue D08120, JCR Equipment and Clothing.
4. Issued clothing will be worn, where practical, at all JCR activities. While there are no regulations for personal appearance, restrictions may be placed on those involved in the JCR Programme for reasons of safety or hygiene. Care shall be taken to keep issued clothing clean and in good repair. Issued and civilian clothing can be mixed in order to provide adequate protection as required
5. Issued clothing that has been lost or damaged may be replaced at no cost to the JCR.
6. National Cadet and Junior Canadian Rangers Support Group (Natl CJCR Sp Gp) is the approving authority for the wearing of badges and accoutrements on the JCR uniforms.

ORDERS OF DRESS

7. The JCR uniform / orders of dress are a blend of authorized JCR Green items and civilian attire. JCR authorized items:
- a. Ball-cap, green with embroidered JCR badge;
 - b. Sweatshirt, green hooded with JCR badge on front, rank tab centred above badge and Velcro removable Canadian flag on shoulder;
 - c. T-shirt, green JCR badge on the left chest and Canadian flag on left sleeve;
 - d. JCR black belt;
 - e. JCR shoes or civilian footwear relative to environmental conditions;
 - f. Authorized Cold Weather items;
 - g. Green fleece toque;
 - h. Green Canadian Cadet Organization (CCO) all-season coat with JCR badge;
 - i. Civilian pattern wind pants; and
 - j. CCO black gloves.

RANK AND ACCOUTREMENTS

8. JCR rank is worn primarily on the hoodie epaulette with JCR legend on the sweatshirt and green CCO coat.
9. Honours, decorations and medals are authorized for wear on the sweatshirt to be displayed on the right chest.
10. The poppy is authorized for wear on the sweatshirt to be displayed on the top centre of the rank tab. On the all-season coat, the poppy is to be displayed on the left chest as per image 7B-A.
11. Other accoutrements provided for in the approved JCR Programme Material Authorization D08120CFS may also be worn.

ANNEX A
JUNIOR CANADIAN RANGERS

DISTINCTIVE UNIFORM



ORDER OF DRESS T-Shirt / Sweatshirt / Cold Weather	COMPOSITION	AUTHORIZED CLOTHING, ACCOUTREMENTS AND ACCESSORIES
	<ul style="list-style-type: none">• green ball-cap.• green sweatshirt with red JCR badge.• green t-shirt.• green JCR pants.• JCR or civilian pattern footwear.• black JCR belt.	
	<ul style="list-style-type: none">• green fleece toque.• green CCO all- season coat with JCR badge.• civilian pattern windpants.• civilian pattern boots.• black CCO gloves.	

Figure 7A-A – Orders of Dress – JCR

ANNEX B

JUNIOR CANADIAN RANGERS

POSITIONING OF POPPY

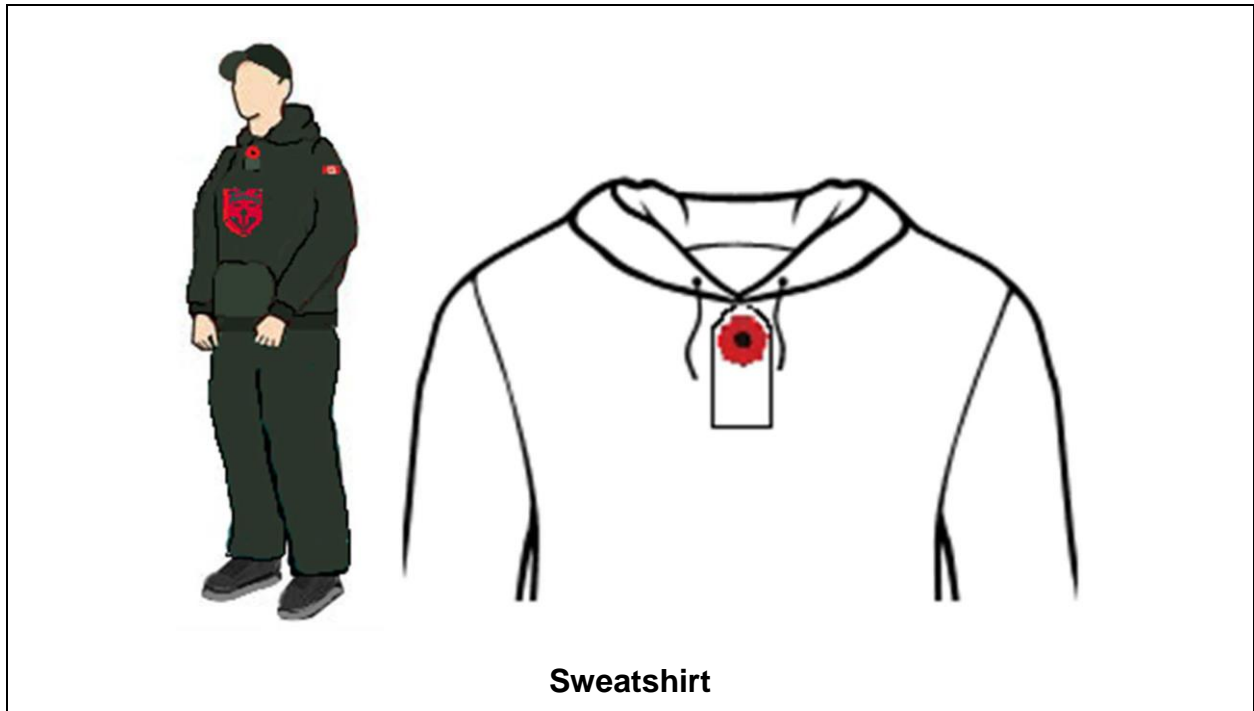


Figure 7B-A – Positioning of Poppy